



2020

Economic Security Report

Arkansas Education to Employment Outcomes for Graduates
from State-Supported Institutions of Higher Education



(inside front cover, page intentionally left blank)

Table of Contents

Higher Education Pays	1
Area of Study.....	3
First Year Arkansas Employment Rates	8
Where to Study	9
Summary	10
Education and Employment Information by Institution	10
Arkansas Northeastern College	11
Arkansas State University Beebe	14
Arkansas State University Jonesboro.....	20
Arkansas State University Mid-South	30
Arkansas State University Mountain Home.....	33
Arkansas State University Newport.....	36
Arkansas State University Three Rivers	39
Arkansas Tech University	43
Black River Technical College.....	54
Cossatot Community College of the U A.....	57
East Arkansas Community College.....	61
Henderson State University	64
National Park College.....	69
North Arkansas College.....	74
Northwest Arkansas Community College	79
Northwest Tech Institute	85
Ozarka College	86
Phillips Community College of the U A	89
South Arkansas Community College	92
Southeast Arkansas College	96
Southern Arkansas University - Magnolia.....	99
Southern Arkansas University - Tech	104
U A Community College at Batesville.....	108
U A Community College at Hope	111
U A Community College at Morrilton	116
University of Arkansas Fayetteville.....	119
University of Arkansas - Fort Smith	134

University of Arkansas - Pulaski Technical College	140
University of Arkansas - Rich Mountain.....	146
University of Arkansas at Little Rock.....	149
University of Arkansas at Monticello.....	159
University of Arkansas at Pine Bluff.....	165
University of Arkansas for Medical Sciences	169
University of Central Arkansas.....	173

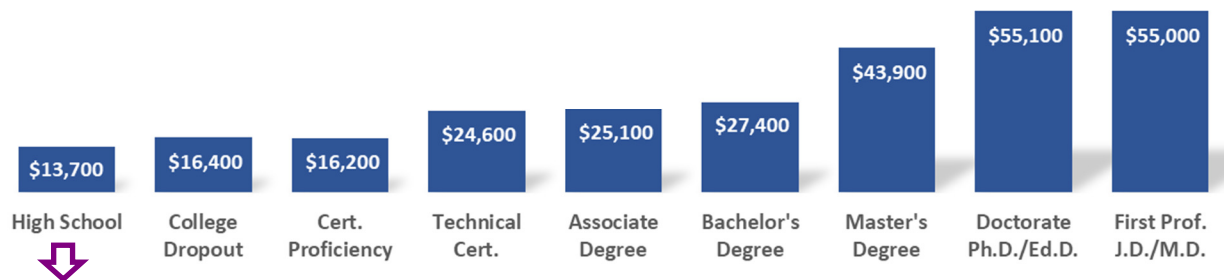
2020 Economic Security Report of Employment and Earnings Outcomes of Arkansas's Graduates from State-Supported Institutions of Higher Education

This report provides students, parents, and others with employment, earnings, and other outcome information on graduates of Arkansas's state-supported public institutions of higher education. This report is intended to help readers make informed decisions about education and career choices.

Higher Education Pays

Each level of educational achievement provides a boost in earnings power. The various certificate and degree levels are shown below for 2018 Arkansas college graduates, in addition to 2018 high school graduates who did not attend and students who attended college in 2018 for one year or less and dropped out without graduating. Arkansas earnings for the first four quarters following completion are averaged for the chart.

2019 Arkansas Average First Year Earnings



\$13,700 earned in a year might sound like a lot of money... **BUT RESEARCH SHOWS ...**

A single adult in Arkansas needs to make **\$22,100** each year just to cover all their expenses.

How Long Does College Take To Complete?

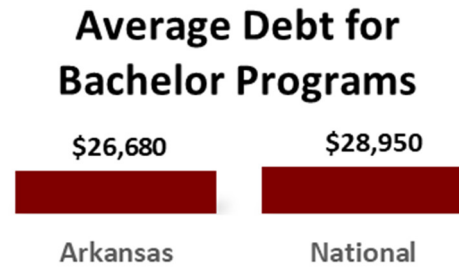
- Certificates of Proficiency: six months to one year
- Technical Certificates: one to two years
- Associate Degrees: two to three years
- Bachelor's Degrees: four to six years
- Master's Degrees: five to eight years
- Research and Education Doctors: eight to ten years
- Lawyers and Medical Doctors: seven to fourteen years



Arkansas Cost of Living	Single one worker	Family two workers
	\$10.60	\$12.00
	\$22,100	\$49,900
House	\$6,200	\$8,600
Car	\$4,600	\$9,900
Food	\$3,000	\$6,800
Medical	\$2,300	\$6,700
Childcare	\$0	\$5,000
Other	\$2,800	\$5,000
Taxes	\$3,200	\$7,900


Consider the Costs

The U.S. Department of Education, National Center for Education Statistics, Integrated Postsecondary Education Data System (IPEDS) reports the average debt for bachelor's programs for all 50 states. The graphic compares the 2019 debt for Arkansas bachelor's program graduates to the national average. More than half (53%) of Arkansas graduates have debt after graduation.



Attending an institution of higher education requires paying for tuition and fees, in addition to standard costs associated with living expenses, such as room and board. Actual costs do vary by institution.

Estimated Cost (Tuition and Fees) After High School

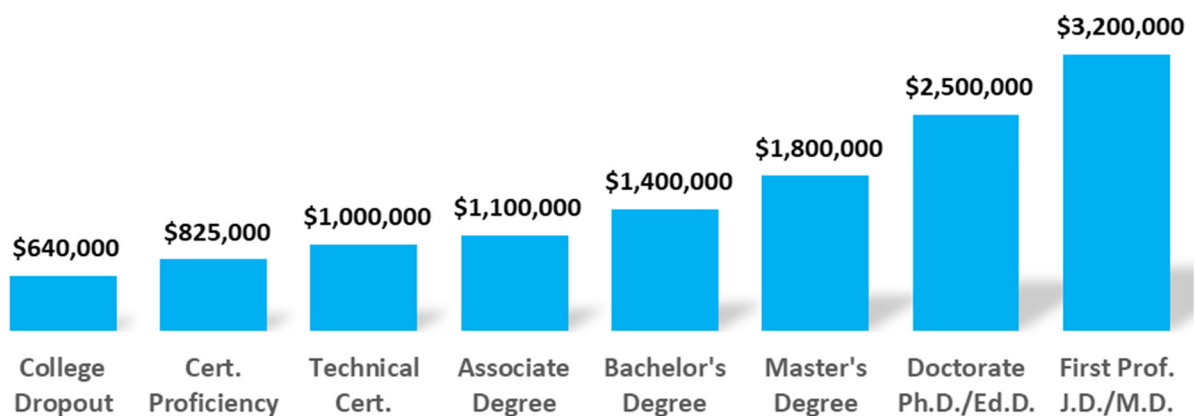


A number of grants, scholarships, and loan programs are available for students to utilize. It is important to understand the costs and compare to the expected earnings for the career that follows graduation.

Recognize the Rewards

A **conservative estimate** for differences in career earnings can be calculated by multiplying the average earnings in the fifth year after graduation by 30 years of wages. **Compare to the cost of college above.**

Estimate of 30-Year Career Earnings in 2019 Dollars

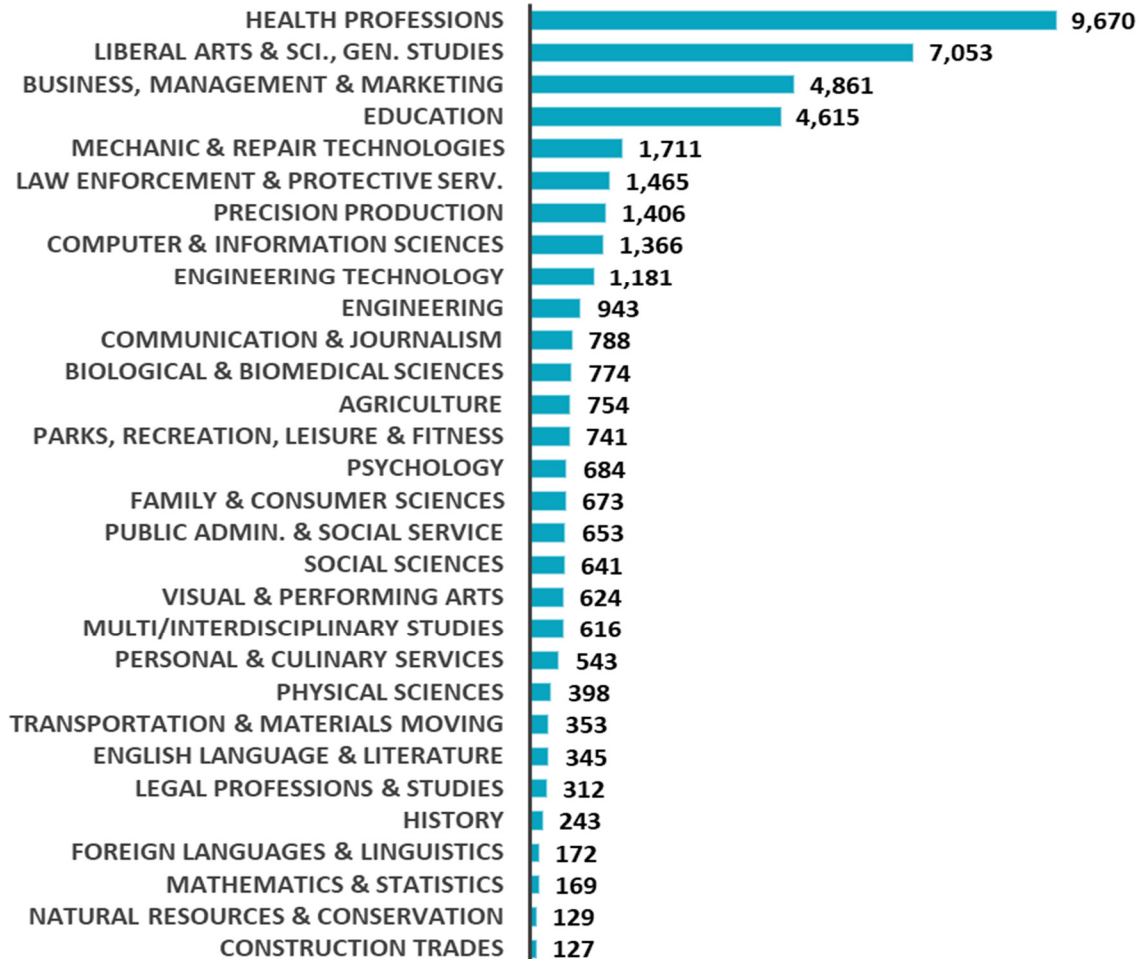


These career earnings estimates are averages for all subject areas. There can be a wide variation in the expected earnings for different programs within the same degree. **Area of study is an important factor.**

Area of Study

In most cases, what you study matters more than where you study. While choice of college and major should be driven by personal interest and other factors, understanding the program choices and earnings of recent graduates can help students select a program that best meets their career goals.

2019 Arkansas Graduates (all levels of higher education)



Studies of **Health Professions** are the most popular over all degree areas as well as being the most popular choice for **Certificates of Proficiency, Technical Certificates, and First Professional degrees**.

The category **Liberal Arts & Sciences, General Studies** reflects the most common choice for the **Associate (two-year) degrees**, allowing students to pursue their Bachelor's (four-year) degree in the specialized area of study (major subject) of their choice.

The most common **Bachelor's degree** programs are in **Business, Management, and Marketing**. **Education** is the most common choice for **Master's Degrees, Specialists, and Doctoral programs** (not including First Professional degrees of health and legal).

The most popular choice does not always have the highest average earnings. The next section of the report combines the area of study with the education level to evaluate the first-year earnings details.

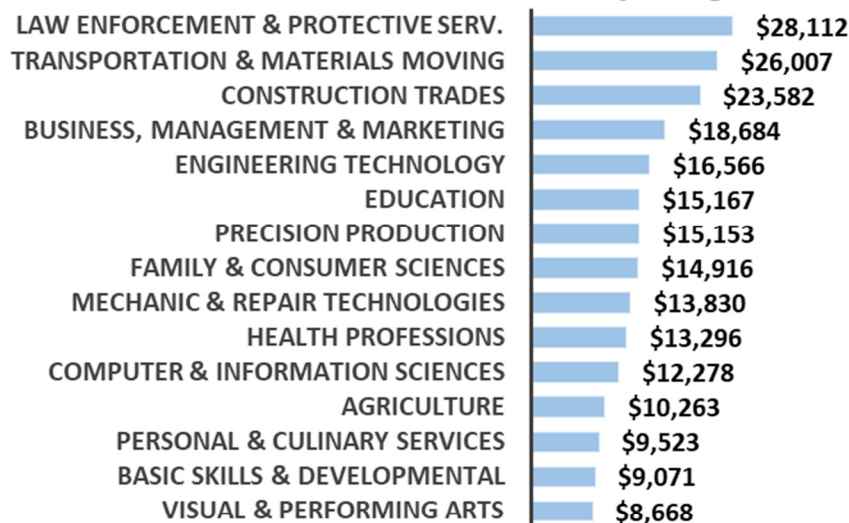
Combining Wages, Education Level, and Area of Study

Understanding that each level of educational achievement provides a boost in earnings power and that the area of study is an important factor for earnings outcomes, the first-year earnings for each combination of degree program and area of study are detailed in this report.

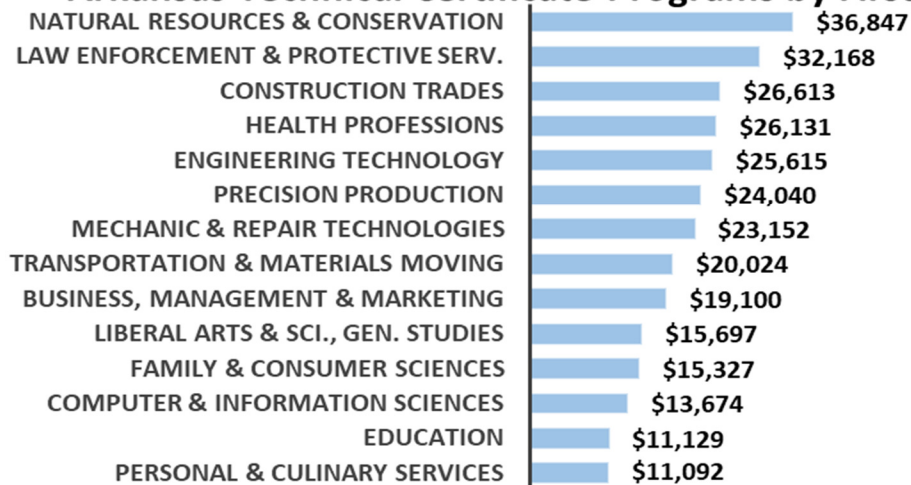
The two academic years of higher education graduates in 2017 and 2018 were compiled and the associated first-year earnings for the first four quarters following graduation during 2018 and 2019 were averaged for this 2020 report. All 2017 and 2018 graduates were included in these calculations. When students received multiple degrees, only the highest known degree was included in the wage calculations.

Note that some graduates remain enrolled after graduation to reach additional educational goals. Some first-year earnings after graduation may be from a part-time job, or the previous job, and not from the beginning of a professional career. Graduates who are still enrolled may not earn much money in the year following graduation while they continue their education, especially if they are enrolled full-time.

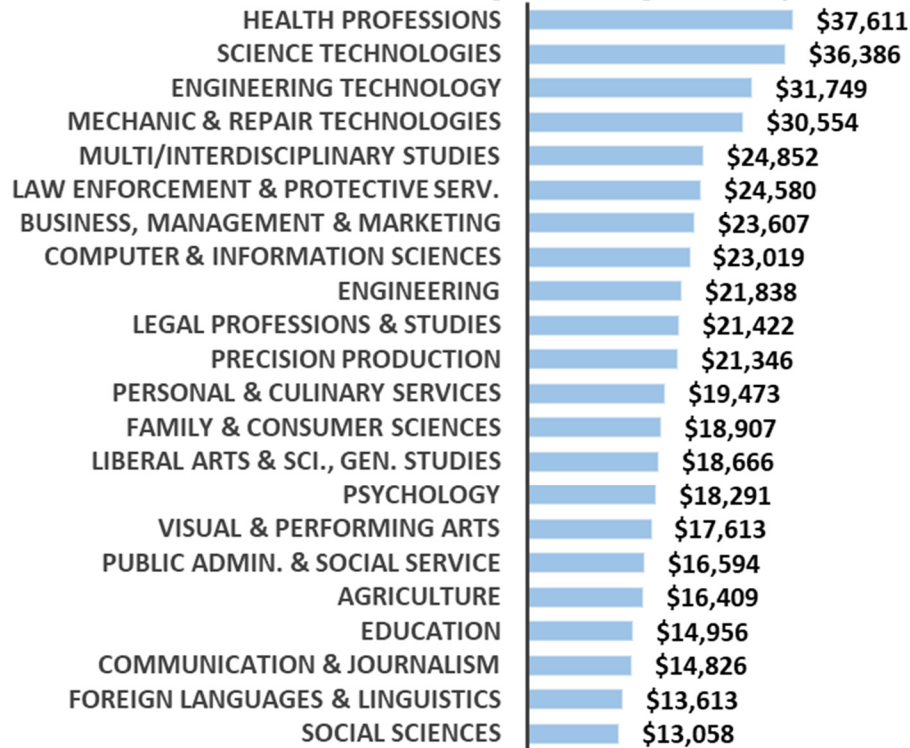
Arkansas Certificate of Proficiency Programs by First-Year Earnings



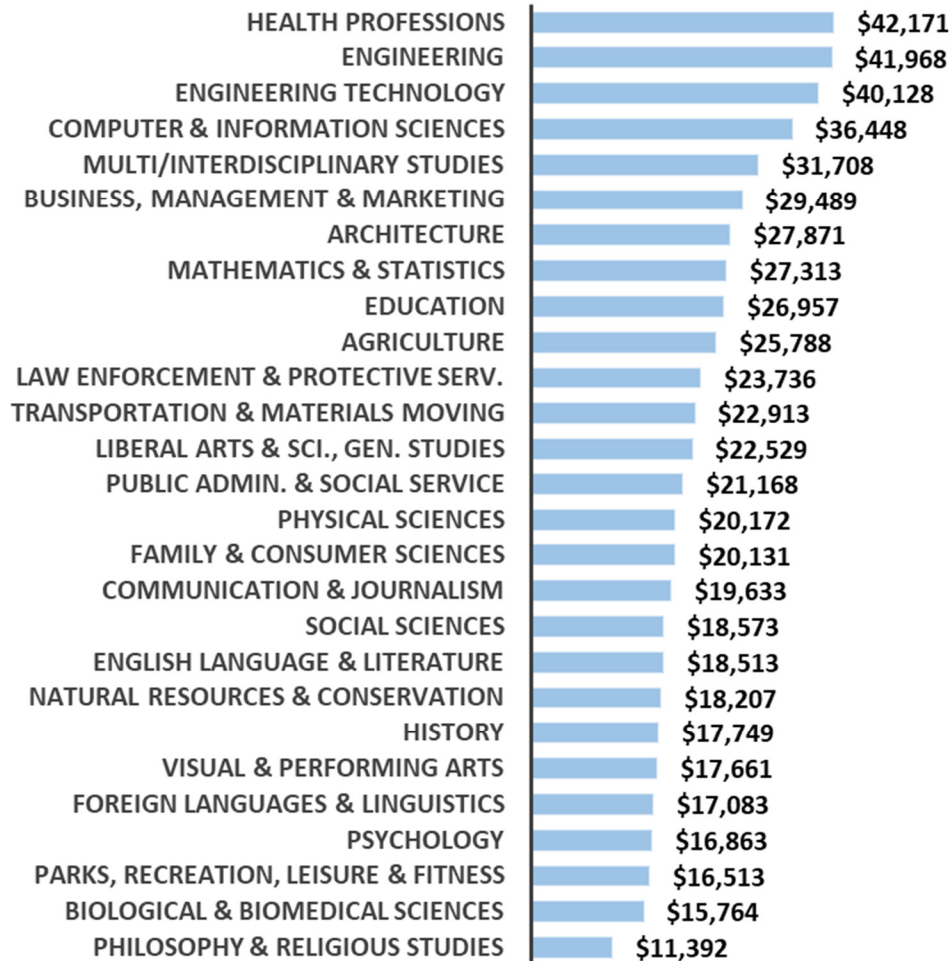
Arkansas Technical Certificate Programs by First-Year Earnings



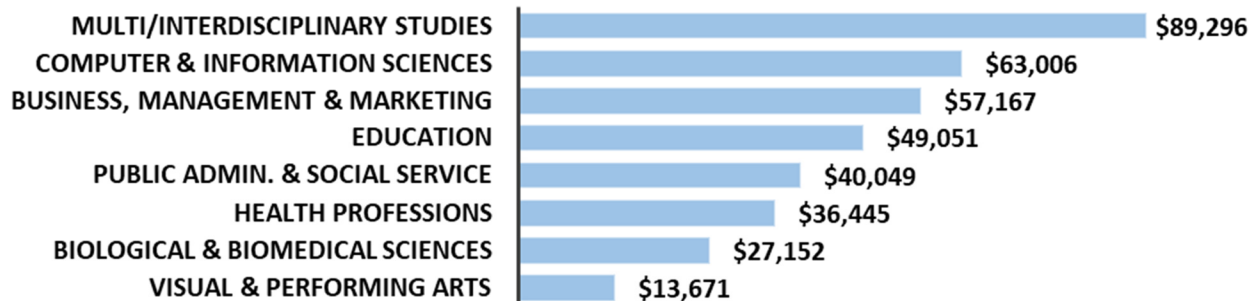
Arkansas Associate Degree Programs by First-Year Earnings



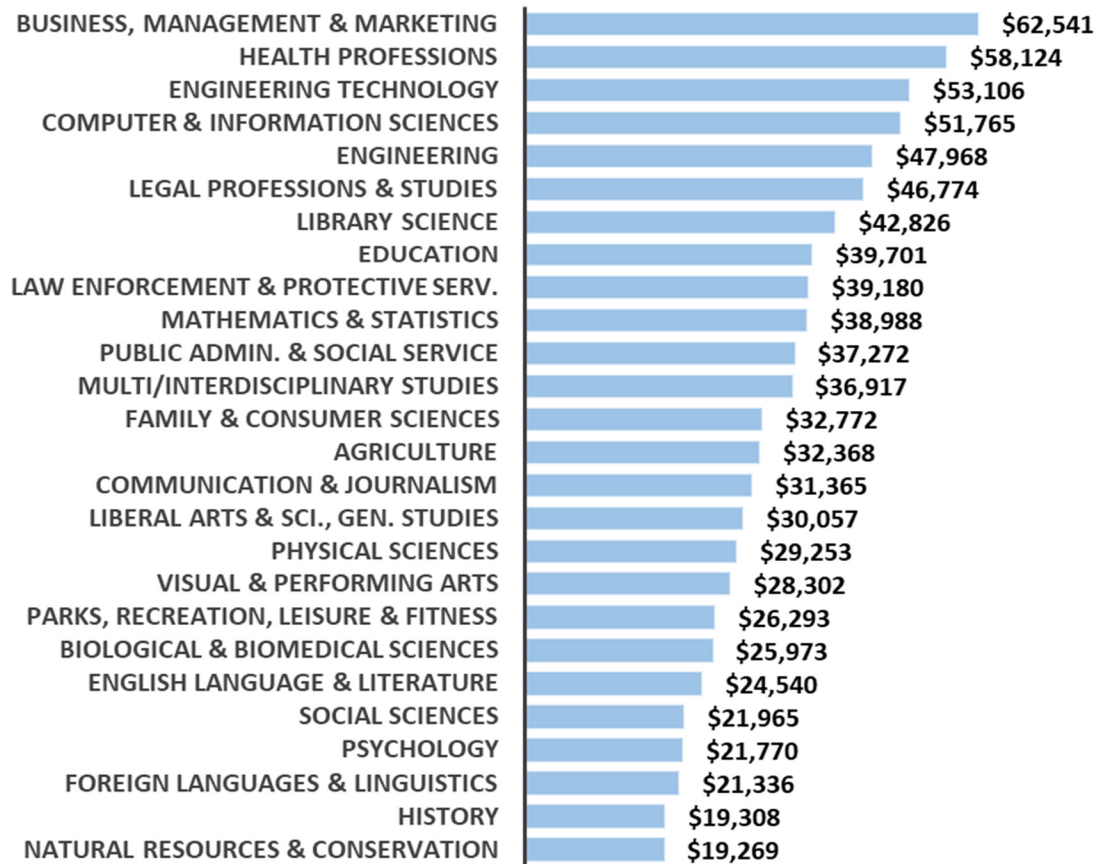
Arkansas Bachelor's Degree Programs by First-Year Earnings



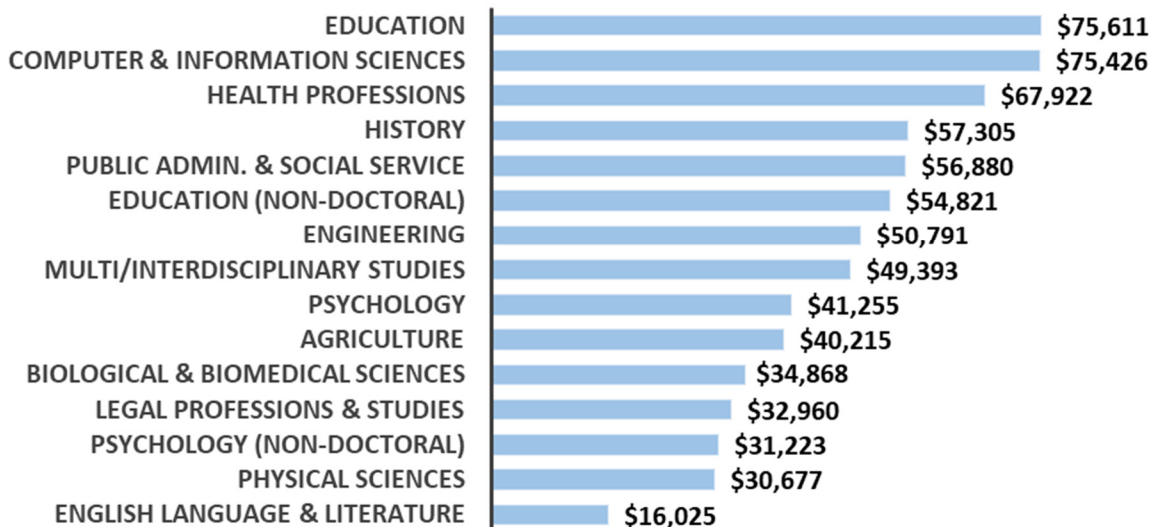
Arkansas Graduate Certificate Programs by First-Year Earnings



Arkansas Master's Degree Programs by First-Year Earnings



Arkansas Doctoral Programs by First-Year Earnings

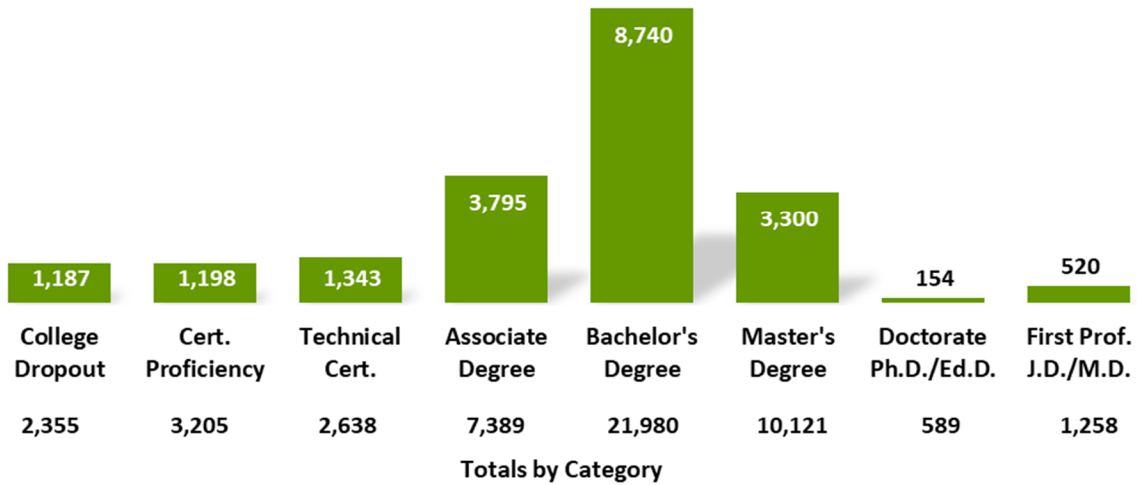


Education and psychology specialist degrees are included but require less education than a doctorate. Medical doctors who have residency requirements upon graduation may earn significantly less in their first-year after graduation than they will earn by the fifth or tenth year of their professional careers.

First Year Arkansas Employment Rates

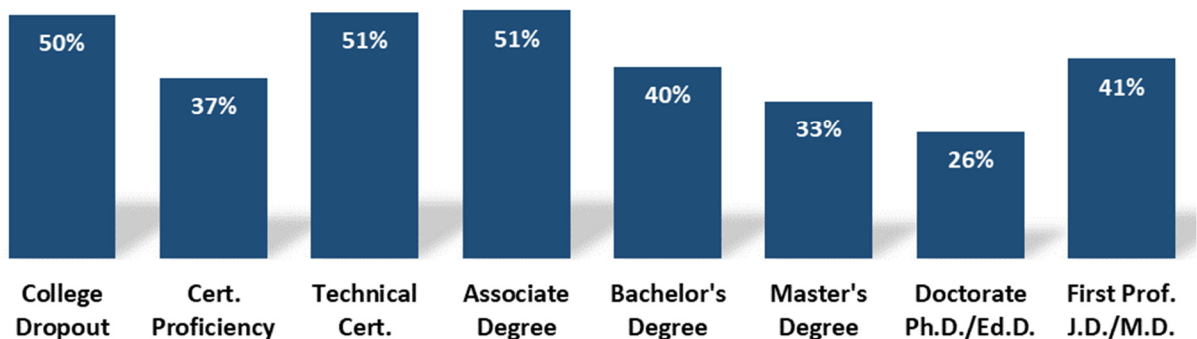
Earnings reported to the Arkansas Division of Workforce Services are quarterly totals, which do not include the hourly wage or the part-time/full-time status. Graduates still enrolled as students were also excluded. To estimate the number (#) and percentage (%) of full-time workers in the first year following graduation, with at least a minimum wage annual total and wages reported in all four quarters required. Full-time employment is at least 30 hours per week for 52 weeks at the state minimum wage.

2019 First Year Full-Time Employment # Reported in Arkansas



Additional employed graduates who do not report to the Arkansas Division of Workforce Services include federal employees, military, many self-employed, and anyone employed outside of Arkansas. Because of these other employment potential situations, these percentages should not be used to calculate unemployment rates.

2019 First Year Full-Time Employment % Reported in Arkansas

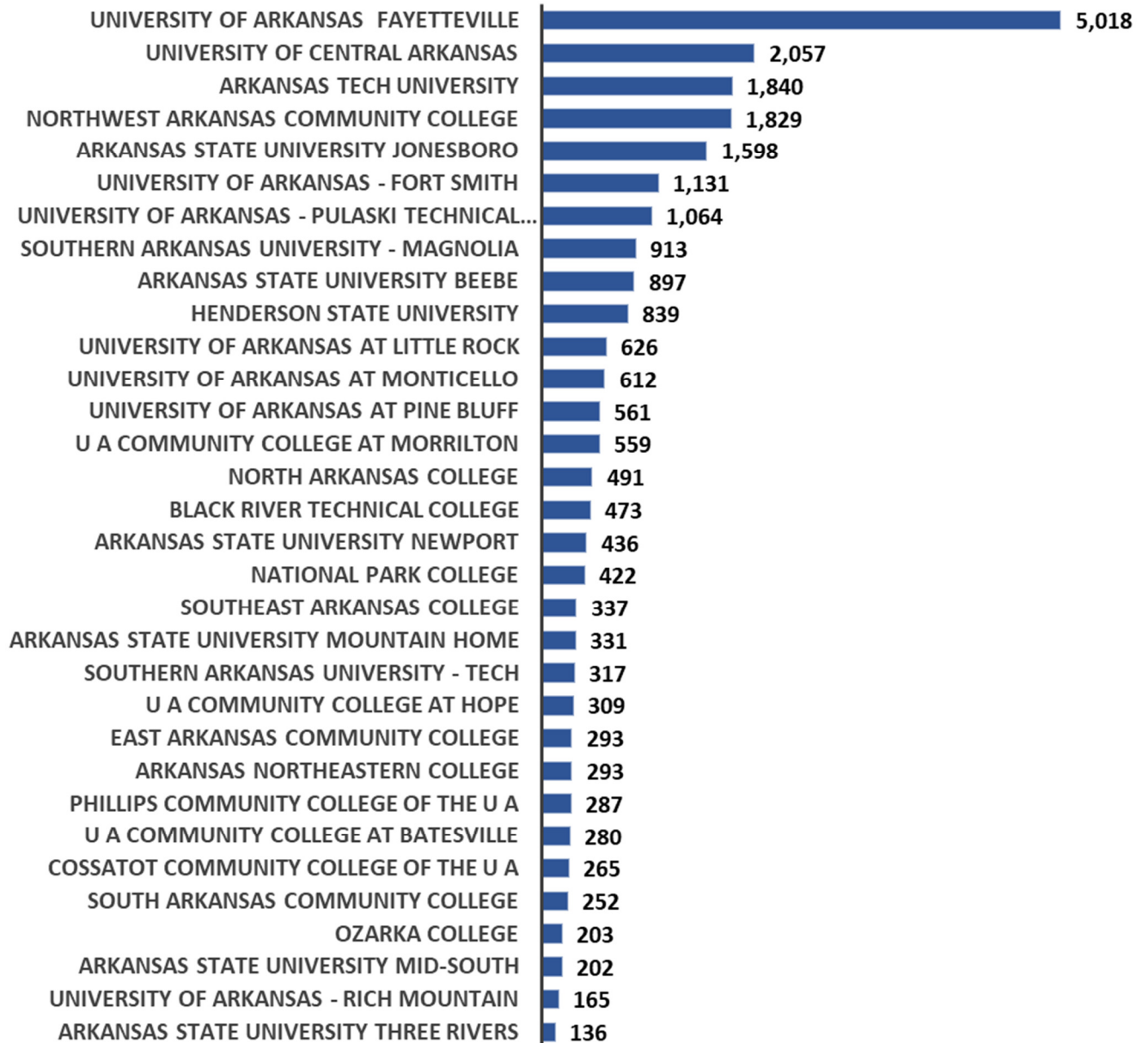


The employment rates are also impacted by the diversity of students in higher education. Besides Arkansas residents, many college students are from other states and from other countries. Upon completing their degrees, they may return to their communities outside of Arkansas to work.

Where to Study

The choice of college or university is dependent upon many factors, such as cost, location, financial aid, community, activities, friends, and family advice. In some cases, only one institution in the state may offer the program that you wish to study, especially if you choose to continue into graduate school. Below are the counts for 2019 First Time In College designations by the institutions of higher education.

2019 First Time In College Counts



Summary

The cost to obtain any of the certificates or degrees highlighted in this report at an Arkansas public postsecondary institution is significantly lower than the hundreds of thousands or millions of dollars in additional average career earnings.

Although each graduate's success will reflect a variety of factors such as the local job market, where they choose to live, what area they choose to study, and other factors, this report provides valuable information as students and parents consider education and career choices.

Education and Employment Information by Institution

As specified in Arkansas Act 852 of 2015, information detailing the areas of study for each certificate and degree at each state-supported institution in Arkansas is also included in this 2020 report. Students who were still enrolled in higher education during 2019 after their graduation were excluded from the full-time employment calculations.

The Arkansas wages data used for this report do not include employment outside of Arkansas, federal or military jobs, or any employed Arkansans who are not reported to Arkansas unemployment insurance.

Included for each institution is the data for economic outcomes at the degree level for all programs. The detailed program reports by area of study correspond to the Classification of Instructional Programs (CIP) codes.

A minimum of eleven graduates from 2017 and 2018 degree programs and a minimum of three full-time employed in Arkansas in 2018 and 2019 were required to present the data in this report. This report has been prepared in accordance with specifications of Arkansas Act 852 of 2015. The electronic version of this report will be revised continually as data is available.

For the latest edition: www.dws.arkansas.gov/news-info/dws-pub/

As a reminder, earnings reported to the Arkansas Division of Workforce Services are quarterly totals, which do not include the hourly wage or the part-time/full-time status. To estimate the number, percentage, and average wages of full-time workers in the first year following graduation, an annual wage equivalent to the minimum wage during the four quarters and a requirement of wages reported in all four quarters of a calendar year were used. Full-time employment is defined as at least 30 hours of work for 52 weeks. Graduates who remained enrolled in 2019 were excluded from full-time employment calculations.

In order to satisfy the Act 852 requirement for the top twenty-five percent of certificates and degrees and the bottom ten percent of certificates and degrees by state-supported institution of higher education, all of the certificates and degrees have been supplied in this report.

The institutions are listed in alphabetical order on the pages which follow, and the Table of Contents at the beginning of the report includes a list of the institutions with the beginning page number.

Arkansas Northeastern College - 2020 Economic Security Report

Certificates of Proficiency	2017 and 2018		2018 and 2019 First Year Employment Reported in Arkansas			
	Graduates	% Employed	Average	% Full-Time	Full-Time Avg.	
ALL AREAS OF STUDY	317	80%	\$23,456	35%	\$33,213	
BUSINESS, MANAGEMENT & MARKETING						
Clerical Support (52.0401)	18	56%	\$9,719	-	-	
CONSTRUCTION TRADES						
Construction Technology (46.0000)	17	59%	\$15,445	-	-	
ENGINEERING TECHNOLOGY						
Advanced Manufacturing Technology (15.0613)	<11	-	-	-	-	
FAMILY & CONSUMER SCIENCES						
Child Development Associate (19.0706)	<11	-	-	-	-	
HEALTH PROFESSIONS						
Emergency Medical Technician (51.0904)	27	81%	\$33,661	53%	\$47,271	
Nursing Assistant (51.3902)	110	87%	\$12,255	32%	\$18,490	
Phlebotomy (51.1009)	56	75%	\$13,272	29%	\$24,157	
LAW ENFORCEMENT & PROTECTIVE SERV.						
Criminal Justice (43.0107)	12	92%	\$34,217	-	-	
MECHANIC & REPAIR TECHNOLOGIES						
Air Conditioning & Refrigeration (47.0201)	16	81%	\$30,958	-	-	
General Aviation (47.0608)	<11	-	-	-	-	
Industrial Electrical Systems (47.0105)	11	91%	\$73,351	83%	\$98,902	
PRECISION PRODUCTION						
General Industrial Technology (48.0508)	17	88%	\$56,369	-	-	
Welding Technology (48.0508)	14	79%	\$36,060	-	-	

Full-Time Employment requires Arkansas wages reported in all four quarters of the first year after graduation and total wages of at least minimum wage at 1,560 hours annual. Graduates still enrolled are excluded from Full-Time calculations.

Arkansas Northeastern College - 2020 Economic Security Report

Technical Certificates	2017 and 2018		2018 and 2019 First Year Employment Reported in Arkansas			
	Graduates	% Employed	Average	% Full-Time	Full-Time Avg.	
ALL AREAS OF STUDY	164	83%	\$28,220	52%	\$48,257	
BUSINESS, MANAGEMENT & MARKETING						
Administrative Support (52.0101)	12	83%	\$12,268	-	-	
HEALTH PROFESSIONS						
Dental Assisting Technology (51.0601)	15	87%	\$19,038	-	-	
Paramedic (51.0904)	17	88%	\$35,529	47%	\$49,611	
Practical Nursing (51.3901)	51	88%	\$27,090	-	-	
LIBERAL ARTS & SCI., GEN. STUDIES						
Certificate of General Studies (24.0102)	12	75%	\$12,957	-	-	
MECHANIC & REPAIR TECHNOLOGIES						
Air Conditioning, Heating, & Refrigeration Technology (47.0201)	29	76%	\$38,156	63%	\$50,365	
Aviation Maintenance (47.0608)	<11	-	-	-	-	
PRECISION PRODUCTION						
Welding Technology (48.0508)	24	79%	\$34,438	58%	\$46,951	

Full-Time Employment requires Arkansas wages reported in all four quarters of the first year after graduation and total wages of at least minimum wage at 1,560 hours annual. Graduates still enrolled are excluded from Full-Time calculations.



Arkansas Northeastern College - 2020 Economic Security Report

Associate Degrees	2017 and 2018		2018 and 2019 First Year Employment Reported in Arkansas			
	Graduates	% Employed	Average	% Full-Time	Full-Time Avg.	
ALL AREAS OF STUDY	296	79%	\$33,493	54%	\$51,499	
BUSINESS, MANAGEMENT & MARKETING						
Business (52.0101)	<11	-	-	-	-	
Business Management (52.0101)	<11	-	-	-	-	
Computer Information Systems (52.0101)	<11	-	-	-	-	
Office Management (52.0401)	15	67%	\$18,423	25%	\$31,050	
EDUCATION						
Early Childhood Education (13.1202)	15	67%	\$15,528	38%	\$19,276	
Early Childhood Education (13.1210)	19	79%	\$18,733	-	-	
ENGINEERING TECHNOLOGY						
Advanced Manufacturing Technology (15.0613)	<11	-	-	-	-	
Steel Industry Technology (15.0611)	25	84%	\$66,765	78%	\$73,056	
HEALTH PROFESSIONS						
Nursing (51.3801)	31	94%	\$49,829	87%	\$53,757	
Nursing (Accelerated PN-RN) (51.3801)	34	88%	\$49,469	67%	\$53,493	
LAW ENFORCEMENT & PROTECTIVE SERV.						
Criminal Justice (43.0107)	14	93%	\$35,233	77%	\$38,553	
LIBERAL ARTS & SCI., GEN. STUDIES						
General Education (24.0102)	82	74%	\$17,914	28%	\$30,688	
General Studies (24.0102)	<11	-	-	-	-	
MECHANIC & REPAIR TECHNOLOGIES						
Aviation Maintenance (47.0608)	<11	-	-	-	-	
MULTI/INTERDISCIPLINARY STUDIES						
General Technology (30.9999)	16	75%	\$35,238	50%	\$52,485	
SOCIAL SCIENCES						
Criminology (45.0401)	<11	-	-	-	-	

Full-Time Employment requires Arkansas wages reported in all four quarters of the first year after graduation and total wages of at least minimum wage at 1,560 hours annual. Graduates still enrolled are excluded from Full-Time calculations.

Arkansas State University Beebe - 2020 Economic Security Report

Certificates of Proficiency	2017 and 2018		2018 and 2019 First Year Employment Reported in Arkansas			
	Graduates	% Employed	Average	% Full-Time	Full-Time Avg.	
ALL AREAS OF STUDY	814	77%	\$13,450	32%	\$19,888	
COMPUTER & INFORMATION SCIENCES						
Computer Coding (11.0201)	<11	-	-	-	-	
ENGINEERING TECHNOLOGY						
2-D Mechanical CAD Drafting (15.1301)	11	91%	\$11,033	-	-	
Computer & Networking Fundamentals (15.1202)	45	69%	\$15,117	-	-	
Computer Fundamentals (15.1202)	49	67%	\$14,012	-	-	
FAMILY & CONSUMER SCIENCES						
Early Childhood Education (19.0709)	34	88%	\$12,932	53%	\$19,203	
HEALTH PROFESSIONS						
Emergency Medical Technician (51.0904)	41	88%	\$19,181	43%	\$20,793	
Health Information Assistant (51.0707)	17	82%	\$8,195	-	-	
Nursing Assistant (51.3902)	73	86%	\$15,956	-	-	
Pharmacy Technician Science (51.0805)	<11	-	-	-	-	
LAW ENFORCEMENT & PROTECTIVE SERV.						
Community Corrections (43.0102)	19	74%	\$14,279	-	-	
Crime Scene Investigation (43.0106)	<11	-	-	-	-	
Criminal Investigation Science (43.0103)	23	74%	\$12,692	-	-	
Law Enforcement (43.0103)	42	79%	\$13,400	-	-	
Wildlife Enforcement (43.0107)	26	85%	\$11,158	-	-	
MECHANIC & REPAIR TECHNOLOGIES						
Advanced Agricultural Mechatronics (47.0699)	18	61%	\$27,943	-	-	
Agricultural Mechatronics (47.0699)	18	50%	\$29,269	-	-	
Air Conditioning (47.0201)	14	79%	\$24,844	-	-	
Auto Body Repair (47.0603)	22	73%	\$9,908	-	-	
Automotive Technology (47.0604)	26	85%	\$12,295	-	-	
Diesel Technology (47.0605)	43	84%	\$18,439	50%	\$21,955	
Marine Engines (47.0606)	<11	-	-	-	-	

Full-Time Employment requires Arkansas wages reported in all four quarters of the first year after graduation and total wages of at least minimum wage at 1,560 hours annual. Graduates still enrolled are excluded from Full-Time calculations.

Arkansas State University Beebe - 2020 Economic Security Report

Certificates of Proficiency	2017 and 2018	2018 and 2019 First Year Employment Reported in Arkansas			
	Graduates	% Employed	Average	% Full-Time	Full-Time Avg.
Multi-Skills Technology (47.0101)	14	86%	\$7,974	-	-
Power Sports Engines Technology (47.0606)	25	84%	\$7,295	-	-
Power Sports Engines Technology (Four-Cycle Engines) (47.0606)	<11	-	-	-	-
PRECISION PRODUCTION					
Automobile Upholstery (48.0303)	<11	-	-	-	-
Computerized Machining Technology (48.0501)	29	76%	\$14,615	-	-
Household Upholstery (48.0303)	<11	-	-	-	-
Welding Technology (48.0508)	197	74%	\$9,382	23%	\$15,132

Full-Time Employment requires Arkansas wages reported in all four quarters of the first year after graduation and total wages of at least minimum wage at 1,560 hours annual. Graduates still enrolled are excluded from Full-Time calculations.

Arkansas State University Beebe - 2020 Economic Security Report

Technical Certificates	2017 and 2018		2018 and 2019 First Year Employment Reported in Arkansas			
	Graduates	% Employed	Average	% Full-Time	Full-Time Avg.	
ALL AREAS OF STUDY	993	78%	\$16,664	56%	\$29,633	
AGRICULTURE						
Agriculture (01.0102)	19	95%	\$12,480	-	-	
BUSINESS, MANAGEMENT & MARKETING						
Computer Information Systems (52.1201)	<11	-	-	-	-	
Hospitality Administration (52.0901)	<11	-	-	-	-	
COMPUTER & INFORMATION SCIENCES						
Computer Coding (11.0201)	<11	-	-	-	-	
EDUCATION						
Early Childhood Education (13.1210)	<11	-	-	-	-	
ENGINEERING TECHNOLOGY						
Computer Systems & Networking Technology (15.1202)	43	63%	\$14,915	-	-	
Mechanical Drafting (15.1301)	<11	-	-	-	-	
HEALTH PROFESSIONS						
Health Information Assistant (51.0707)	36	81%	\$15,303	39%	\$22,754	
Paramedics (51.0904)	<11	-	-	-	-	
Pharmacy Technician Science (51.0805)	13	85%	\$17,148	-	-	
Practical Nursing (51.3901)	64	94%	\$30,856	85%	\$37,080	
Pre-Health Care Studies (51.1199)	146	70%	\$12,439	38%	\$34,376	
LAW ENFORCEMENT & PROTECTIVE SERV.						
Community Corrections (43.0102)	18	83%	\$16,302	-	-	
Criminal Investigation Science (43.0106)	19	89%	\$12,502	-	-	
Law Enforcement (43.0107)	37	86%	\$14,410	-	-	
Wildlife Enforcement (43.0107)	27	89%	\$14,100	-	-	
LIBERAL ARTS & SCI., GEN. STUDIES						
General Studies (24.0101)	367	74%	\$14,186	-	-	
MECHANIC & REPAIR TECHNOLOGIES						
Agricultural Systems & Controls (47.0699)	29	62%	\$28,441	-	-	

Full-Time Employment requires Arkansas wages reported in all four quarters of the first year after graduation and total wages of at least minimum wage at 1,560 hours annual. Graduates still enrolled are excluded from Full-Time calculations.

Arkansas State University Beebe - 2020 Economic Security Report

Technical Certificates	2017 and 2018	2018 and 2019 First Year Employment Reported in Arkansas			
	Graduates	% Employed	Average	% Full-Time	Full-Time Avg.
Air Conditioning, Heating, & Refrigeration Technology (47.0201)	12	83%	\$24,375	50%	\$30,261
Auto Body Repair (47.0603)	11	64%	\$17,130	-	-
Automotive Technology (47.0604)	20	95%	\$17,788	69%	\$22,076
Diesel Technology (47.0605)	34	88%	\$24,466	65%	\$32,874
Multi-Skills Technology (47.0101)	<11	-	-	-	-
Power Sports Engines Technology (47.0606)	11	82%	\$19,832	63%	\$27,354
PRECISION PRODUCTION					
Computerized Machining Technology (48.0501)	16	75%	\$21,753	60%	\$24,220
Welding Technology (48.0508)	41	85%	\$14,115	50%	\$18,855

Full-Time Employment requires Arkansas wages reported in all four quarters of the first year after graduation and total wages of at least minimum wage at 1,560 hours annual. Graduates still enrolled are excluded from Full-Time calculations.

Arkansas State University Beebe - 2020 Economic Security Report

Associate Degrees	2017 and 2018		2018 and 2019 First Year Employment Reported in Arkansas			
	Graduates	% Employed	Average	% Full-Time	Full-Time Avg.	
ALL AREAS OF STUDY	1,256	76%	\$16,286	41%	\$29,791	
AGRICULTURE						
Agriculture (01.0102)	46	78%	\$11,725	67%	\$23,103	
BUSINESS, MANAGEMENT & MARKETING						
Business (52.0101)	114	79%	\$18,956	35%	\$23,033	
Business Technology (52.0101)	<11	-	-	-	-	
Computer Information Systems (52.1201)	<11	-	-	-	-	
Hospitality Administration (52.0901)	<11	-	-	-	-	
COMPUTER & INFORMATION SCIENCES						
Computer Coding (11.0201)	<11	-	-	-	-	
EDUCATION						
Early Childhood Education (13.1210)	<11	-	-	-	-	
Education (13.1203)	84	77%	\$10,674	30%	\$22,746	
ENGINEERING TECHNOLOGY						
Computer Aided Drafting & Design (15.1301)	14	86%	\$26,004	82%	\$28,730	
Computer Systems & Networking Technology (15.1202)	34	76%	\$20,328	52%	\$26,267	
HEALTH PROFESSIONS						
Emergency Medical Service (51.0904)	<11	-	-	-	-	
Health Sciences (51.1199)	152	72%	\$12,267	33%	\$24,735	
Medical Laboratory Technology (51.1004)	14	100%	\$34,075	75%	\$39,931	
Pharmacy Technician Science (51.0805)	<11	-	-	-	-	
Veterinary Technology (51.0808)	28	89%	\$13,876	-	-	
LAW ENFORCEMENT & PROTECTIVE SERV.						
Criminal Justice (43.0104)	34	85%	\$16,056	50%	\$35,151	
Criminal Justice (43.0107)	<11	-	-	-	-	
LIBERAL ARTS & SCI., GEN. STUDIES						
General Education (24.0101)	84	69%	\$11,314	18%	\$37,077	
General Studies (24.0102)	127	76%	\$17,617	41%	\$33,792	

Full-Time Employment requires Arkansas wages reported in all four quarters of the first year after graduation and total wages of at least minimum wage at 1,560 hours annual. Graduates still enrolled are excluded from Full-Time calculations.

Arkansas State University Beebe - 2020 Economic Security Report

Associate Degrees	2017 and 2018		2018 and 2019 First Year Employment Reported in Arkansas			
	Graduates	% Employed	Average	% Full-Time	Full-Time Avg.	
Liberal Arts & Sciences (24.0102)	360	74%	\$13,413	35%	\$22,833	
MECHANIC & REPAIR TECHNOLOGIES						
Agriculture Equipment Technology (47.0699)	44	61%	\$38,946	55%	\$41,888	
General Technology (47.0399)	46	80%	\$29,382	64%	\$31,890	
NATURAL RESOURCES & CONSERVATION						
Environmental Science (03.0104)	<11	-	-	-	-	
PRECISION PRODUCTION						
Welding Technology (48.0508)	13	77%	\$22,804	42%	\$39,201	
VISUAL & PERFORMING ARTS						
Fine Arts (50.0901)	17	76%	\$12,076	33%	\$21,676	

Full-Time Employment requires Arkansas wages reported in all four quarters of the first year after graduation and total wages of at least minimum wage at 1,560 hours annual. Graduates still enrolled are excluded from Full-Time calculations.

Arkansas State University Jonesboro - 2020 Economic Security Report

Certificates of Proficiency	2017 and 2018	2018 and 2019 First Year Employment Reported in Arkansas			
	Graduates	% Employed	Average	% Full-Time	Full-Time Avg.
ALL AREAS OF STUDY	<11	-	-	-	-
HEALTH PROFESSIONS					
Emergency Medical Technician-Basic (51.0904)	<11	-	-	-	-

Associate Degrees	2017 and 2018	2018 and 2019 First Year Employment Reported in Arkansas			
	Graduates	% Employed	Average	% Full-Time	Full-Time Avg.
ALL AREAS OF STUDY	1,140	76%	\$19,358	46%	\$41,556
BUSINESS, MANAGEMENT & MARKETING					
Accounting (52.0302)	<11	-	-	-	-
Computer Information Systems (52.1201)	15	73%	\$15,001	-	-
ENGINEERING TECHNOLOGY					
Technology (15.9999)	<11	-	-	-	-
HEALTH PROFESSIONS					
Clinical Laboratory Science (51.1005)	<11	-	-	-	-
Nursing (51.3801)	188	70%	\$39,960	51%	\$46,309
Occupational Therapy Assistant (51.0803)	59	86%	\$25,587	6%	\$41,433
Paramedic (51.0904)	<11	-	-	-	-
Physical Therapist Assistant (51.0806)	70	86%	\$37,094	73%	\$40,026
LAW ENFORCEMENT & PROTECTIVE SERV.					
Disaster Preparedness & Emergency Management (43.0302)	<11	-	-	-	-
LIBERAL ARTS & SCI., GEN. STUDIES					
General Education (24.0101)	129	73%	\$14,169	50%	\$26,600
General Education (24.0101)	618	76%	\$11,657	35%	\$36,334
General Studies (24.0102)	52	79%	\$18,690	41%	\$31,589

Full-Time Employment requires Arkansas wages reported in all four quarters of the first year after graduation and total wages of at least minimum wage at 1,560 hours annual. Graduates still enrolled are excluded from Full-Time calculations.

Arkansas State University Jonesboro - 2020 Economic Security Report

Baccalaureate Degrees	2017 and 2018		2018 and 2019 First Year Employment Reported in Arkansas			
	Graduates	% Employed	Average	% Full-Time	Full-Time Avg.	
ALL AREAS OF STUDY	3,619	75%	\$25,534	45%	\$36,693	
AGRICULTURE						
Agricultural Studies (01.0102)	15	73%	\$30,420	58%	\$34,597	
Agriculture Business (01.0102)	88	78%	\$30,947	54%	\$38,525	
Animal Science (01.0901)	35	83%	\$18,994	48%	\$25,325	
Plant & Soil Science (01.1101)	50	86%	\$24,401	58%	\$32,437	
BIOLOGICAL & BIOMEDICAL SCIENCES						
Biological Sciences (26.0101)	172	76%	\$11,522	23%	\$22,667	
Biotechnology (26.0101)	<11	-	-	-	-	
BUSINESS, MANAGEMENT & MARKETING						
Accounting (52.0301)	99	71%	\$31,375	45%	\$39,211	
Business Administration (52.0201)	130	68%	\$23,917	41%	\$32,952	
Business Economics (52.0601)	<11	-	-	-	-	
Finance (52.0801)	123	63%	\$27,705	38%	\$37,161	
Global Supply Chain Management (52.0203)	16	63%	\$30,302	54%	\$38,942	
International Business (52.1101)	19	63%	\$28,574	43%	\$50,825	
Management (52.0201)	100	74%	\$24,343	42%	\$33,038	
Marketing (52.1401)	76	68%	\$28,394	47%	\$34,163	
COMMUNICATION & JOURNALISM						
Communication Studies (09.0100)	61	61%	\$15,825	30%	\$26,949	
Creative Media Production (09.0799)	44	66%	\$19,317	47%	\$24,822	
Journalism (09.0401)	<11	-	-	-	-	
Multimedia Journalism (09.0499)	17	82%	\$12,801	33%	\$27,357	
Radio-Television (09.0701)	<11	-	-	-	-	
Strategic Communications (09.0999)	54	74%	\$18,071	41%	\$29,757	
COMPUTER & INFORMATION SCIENCES						
Computer Information Technology (11.0301)	44	73%	\$33,804	56%	\$36,839	
Computer Science (11.0101)	<11	-	-	-	-	

Full-Time Employment requires Arkansas wages reported in all four quarters of the first year after graduation and total wages of at least minimum wage at 1,560 hours annual. Graduates still enrolled are excluded from Full-Time calculations.

Arkansas State University Jonesboro - 2020 Economic Security Report

Baccalaureate Degrees	2017 and 2018		2018 and 2019 First Year Employment Reported in Arkansas			
	Graduates	% Employed	Average	% Full-Time	Full-Time Avg.	
EDUCATION	Computer Science (11.0101)	20	65%	\$27,632	29%	\$48,946
	Biology (13.1322)	<11	-	-	-	-
	Business Technology 4-12 (13.1303)	<11	-	-	-	-
	Elementary Education (13.1210)	153	91%	\$29,718	72%	\$33,736
	English (13.1305)	22	86%	\$26,762	81%	\$29,580
	Instrumental Music (13.1312)	15	80%	\$22,800	62%	\$33,005
	Mathematics Education (13.1311)	17	88%	\$33,990	92%	\$38,320
	Middle Level Education (13.1203)	61	87%	\$30,098	65%	\$35,045
	Physical Education (13.1314)	47	87%	\$24,259	57%	\$32,034
	Social Science (13.1317)	19	84%	\$29,777	80%	\$32,547
	Special Education K-12 (13.1099)	<11	-	-	-	-
	Vocal Music (13.1312)	<11	-	-	-	-
	World Languages & Cultures (13.1306)	<11	-	-	-	-
ENGINEERING	Civil Engineering (14.0801)	33	73%	\$40,783	52%	\$51,326
	Electrical Engineering (14.1001)	31	58%	\$45,620	45%	\$58,473
	Mechanical Engineering (14.1901)	55	65%	\$51,883	57%	\$57,315
ENGINEERING TECHNOLOGY	Technology (15.9999)	30	77%	\$43,312	40%	\$62,493
ENGLISH LANGUAGE & LITERATURE	English (23.0101)	35	74%	\$12,498	21%	\$19,853
FOREIGN LANGUAGES & LINGUISTICS	World Languages & Cultures (16.0101)	11	82%	\$12,618	-	-
HEALTH PROFESSIONS	Athletic Training (51.0913)	11	73%	\$18,099	-	-
	Clinical Laboratory Science (51.1005)	21	81%	\$37,886	55%	\$41,415
	Communication Sciences & Disorders (51.0204)	65	68%	\$9,794	53%	\$19,566

Full-Time Employment requires Arkansas wages reported in all four quarters of the first year after graduation and total wages of at least minimum wage at 1,560 hours annual. Graduates still enrolled are excluded from Full-Time calculations.

Arkansas State University Jonesboro - 2020 Economic Security Report

Baccalaureate Degrees	2017 and 2018	2018 and 2019 First Year Employment Reported in Arkansas			
	Graduates	% Employed	Average	% Full-Time	Full-Time Avg.
Dietetics (51.3101)	16	44%	\$21,104	-	-
Health Studies (51.0001)	49	82%	\$13,562	41%	\$27,668
Nursing (51.3801)	345	80%	\$49,653	56%	\$54,820
Radiologic Sciences (51.0907)	48	67%	\$38,138	35%	\$57,857
HISTORY					
History (54.0101)	24	79%	\$18,562	32%	\$29,514
LAW ENFORCEMENT & PROTECTIVE SERV.					
Disaster Preparedness & Emergency Management (43.0302)	21	76%	\$35,791	36%	\$33,526
Forensic Science (43.0106)	<11	-	-	-	-
LIBERAL ARTS & SCI., GEN. STUDIES					
General Studies (24.0102)	236	70%	\$21,838	39%	\$27,188
Interdisciplinary Studies (24.0102)	175	80%	\$22,029	41%	\$33,847
MATHEMATICS & STATISTICS					
Mathematics (27.0101)	23	74%	\$22,124	54%	\$33,498
MULTI/INTERDISCIPLINARY STUDIES					
Applied Science (30.9999)	<11	-	-	-	-
NATURAL RESOURCES & CONSERVATION					
Wildlife, Fisheries, and Conservation (03.0601)	25	60%	\$12,090	25%	\$19,840
PARKS, RECREATION, LEISURE & FITNESS					
Exercise Science (31.0505)	133	63%	\$13,095	11%	\$28,246
Health Promotion (31.0501)	19	63%	\$18,294	50%	\$25,836
Sport Management (31.0504)	45	67%	\$14,902	19%	\$29,586
PHILOSOPHY & RELIGIOUS STUDIES					
Philosophy (38.0101)	<11	-	-	-	-
PHYSICAL SCIENCES					
Chemistry (40.0501)	38	76%	\$9,734	18%	\$23,586
Chemistry (40.0501)	<11	-	-	-	-
Physics (40.0801)	<11	-	-	-	-

Full-Time Employment requires Arkansas wages reported in all four quarters of the first year after graduation and total wages of at least minimum wage at 1,560 hours annual. Graduates still enrolled are excluded from Full-Time calculations.

Arkansas State University Jonesboro - 2020 Economic Security Report

Baccalaureate Degrees	2017 and 2018		2018 and 2019 First Year Employment Reported in Arkansas			
	Graduates	% Employed	Average	% Full-Time	Full-Time Avg.	
PSYCHOLOGY						
Psychology (42.0101)	128	83%	\$13,708	42%	\$24,670	
PUBLIC ADMIN. & SOCIAL SERVICE						
Social Work (44.0701)	102	75%	\$14,708	56%	\$29,174	
SOCIAL SCIENCES						
Criminology (45.0401)	136	77%	\$21,381	44%	\$27,506	
Economics (45.0601)	13	38%	\$21,449	-	-	
Political Science (45.1001)	27	70%	\$13,848	35%	\$23,980	
Sociology (45.1101)	55	82%	\$21,552	41%	\$32,868	
VISUAL & PERFORMING ARTS						
Art (50.0701)	<11	-	-	-	-	
Art (50.0701)	23	74%	\$19,714	55%	\$23,820	
Graphic Design (50.0402)	29	59%	\$20,297	31%	\$26,992	
Music (50.0901)	<11	-	-	-	-	
Music (50.0903)	<11	-	-	-	-	
Theatre (50.0501)	17	76%	\$21,098	40%	\$28,344	

Full-Time Employment requires Arkansas wages reported in all four quarters of the first year after graduation and total wages of at least minimum wage at 1,560 hours annual. Graduates still enrolled are excluded from Full-Time calculations.

Arkansas State University Jonesboro - 2020 Economic Security Report

Post-Baccalaureate Certificates	2017 and 2018		2018 and 2019 First Year Employment Reported in Arkansas			
	Graduates	% Employed	Average	% Full-Time	Full-Time Avg.	
ALL AREAS OF STUDY	123	89%	\$45,420	64%	\$52,029	
EDUCATION						
Building Level Administration (13.0408)	34	74%	\$53,289	47%	\$60,133	
Curriculum Director (13.0301)	<11	-	-	-	-	
Gifted and Talented Creative Teacher (13.1004)	<11	-	-	-	-	
Special Education Director (13.1015)	15	100%	\$54,379	58%	\$55,432	
Special Education Teacher (13.1015)	24	100%	\$42,978	79%	\$45,580	
Superintendent (13.0408)	<11	-	-	-	-	
HEALTH PROFESSIONS						
Addiction Studies (51.1501)	32	97%	\$36,532	-	-	
Clinical Mental Health Counseling (51.1508)	<11	-	-	-	-	
Health Care Management (51.0701)	<11	-	-	-	-	
Health Sciences Education (51.9999)	<11	-	-	-	-	

Full-Time Employment requires Arkansas wages reported in all four quarters of the first year after graduation and total wages of at least minimum wage at 1,560 hours annual. Graduates still enrolled are excluded from Full-Time calculations.

Arkansas State University Jonesboro - 2020 Economic Security Report

Master's Degrees	2017 and 2018		2018 and 2019 First Year Employment Reported in Arkansas			
	Graduates	% Employed	Average	% Full-Time	Full-Time Avg.	
ALL AREAS OF STUDY	3,278	47%	\$42,676	28%	\$51,287	
AGRICULTURE						
Agriculture (01.0102)	42	64%	\$29,882	43%	\$39,156	
BIOLOGICAL & BIOMEDICAL SCIENCES						
Biological Sciences (26.0101)	<11	-	-	-	-	
Biology (26.0101)	20	45%	\$22,482	17%	\$32,958	
Molecular Biosciences (26.0204)	<11	-	-	-	-	
BUSINESS, MANAGEMENT & MARKETING						
Accounting (52.0301)	19	26%	\$51,415	22%	\$45,884	
Business Administration (52.0201)	100	37%	\$30,432	15%	\$43,139	
COMMUNICATION & JOURNALISM						
Communication Studies (09.0199)	<11	-	-	-	-	
Journalism (09.0401)	<11	-	-	-	-	
Media Management (09.0702)	<11	-	-	-	-	
Radio-Television (09.0701)	<11	-	-	-	-	
COMPUTER & INFORMATION SCIENCES						
Computer Science (11.0101)	86	24%	\$31,529	10%	\$51,817	
EDUCATION						
Biology (13.1322)	<11	-	-	-	-	
College Student Personnel Services (13.1102)	40	58%	\$32,024	24%	\$46,192	
Curriculum & Instruction (13.0301)	157	43%	\$40,059	21%	\$44,020	
Early Childhood Education (13.1210)	<11	-	-	-	-	
Educational Leadership (13.0408)	833	36%	\$47,717	21%	\$52,068	
Educational Theory & Practice (13.0301)	463	49%	\$37,834	22%	\$43,289	
English (13.1305)	<11	-	-	-	-	
Mathematics (13.1311)	<11	-	-	-	-	
Music Education (13.1312)	<11	-	-	-	-	
Physical Education (13.1314)	<11	-	-	-	-	

Full-Time Employment requires Arkansas wages reported in all four quarters of the first year after graduation and total wages of at least minimum wage at 1,560 hours annual. Graduates still enrolled are excluded from Full-Time calculations.

Arkansas State University Jonesboro - 2020 Economic Security Report

Master's Degrees	2017 and 2018		2018 and 2019 First Year Employment Reported in Arkansas			
	Graduates	% Employed	Average	% Full-Time	Full-Time Avg.	
Reading (13.1315)	123	52%	\$37,704	26%	\$44,185	
School Counseling (13.1101)	<11	-	-	-	-	
Social Science (13.1317)	<11	-	-	-	-	
Special Education (13.1001)	30	60%	\$39,833	41%	\$43,573	
Special Education (13.1001)	44	52%	\$40,827	28%	\$46,773	
Special Education (13.1004)	225	52%	\$41,364	33%	\$45,344	
Special Education K-12 (13.1099)	199	64%	\$42,274	51%	\$44,758	
Teaching (13.1299)	24	83%	\$33,159	67%	\$36,784	
ENGINEERING						
Engineering (14.0101)	15	47%	\$26,378	-	-	
ENGINEERING TECHNOLOGY						
Engineering Management (15.1501)	58	10%	\$46,780	-	-	
ENGLISH LANGUAGE & LITERATURE						
English (23.0101)	18	72%	\$16,774	22%	\$32,876	
ETHNIC & CULTURAL STUDIES						
Heritage Studies (05.0199)	<11	-	-	-	-	
FAMILY & CONSUMER SCIENCES						
Early Childhood Services (19.0708)	23	74%	\$36,495	59%	\$42,702	
HEALTH PROFESSIONS						
Communicative Disorders (51.0203)	52	75%	\$48,053	63%	\$54,401	
Health Sciences (51.9999)	<11	-	-	-	-	
Nurse Anesthesia (51.3804)	69	42%	\$142,120	37%	\$151,467	
Nursing (51.3801)	65	86%	\$73,816	77%	\$78,939	
Rehabilitation Counseling (51.2310)	<11	-	-	-	-	
HISTORY						
History (54.0101)	15	40%	\$22,743	29%	\$32,654	
LAW ENFORCEMENT & PROTECTIVE SERV.						
Criminal Justice (43.0104)	<11	-	-	-	-	

Full-Time Employment requires Arkansas wages reported in all four quarters of the first year after graduation and total wages of at least minimum wage at 1,560 hours annual. Graduates still enrolled are excluded from Full-Time calculations.

Arkansas State University Jonesboro - 2020 Economic Security Report

Master's Degrees	2017 and 2018	2018 and 2019 First Year Employment Reported in Arkansas			
	Graduates	% Employed	Average	% Full-Time	Full-Time Avg.
Disaster Preparedness & Emergency Management (43.0302)	30	50%	\$49,462	36%	\$65,067
MATHEMATICS & STATISTICS					
Mathematics (27.0101)	14	64%	\$28,082	-	-
NATURAL RESOURCES & CONSERVATION					
Environmental Sciences (03.0104)	<11	-	-	-	-
PARKS, RECREATION, LEISURE & FITNESS					
Exercise Science (31.0505)	19	53%	\$20,701	19%	\$28,469
Sports Administration (31.0504)	97	29%	\$31,890	10%	\$40,929
PHYSICAL SCIENCES					
Chemistry (40.0501)	<11	-	-	-	-
PSYCHOLOGY					
Psychological Science (42.0101)	<11	-	-	-	-
PUBLIC ADMIN. & SOCIAL SERVICE					
Public Administration (44.0401)	208	29%	\$34,198	15%	\$45,897
Social Work (44.0701)	81	93%	\$36,859	74%	\$42,393
SOCIAL SCIENCES					
Political Science (45.1001)	<11	-	-	-	-
Sociology (45.1101)	<11	-	-	-	-
VISUAL & PERFORMING ARTS					
Music - Performance (50.0903)	<11	-	-	-	-

Post-Master's Degree Certificates	2017 and 2018	2018 and 2019 First Year Employment Reported in Arkansas			
	Graduates	% Employed	Average	% Full-Time	Full-Time Avg.
ALL AREAS OF STUDY	900	39%	\$53,938	25%	\$59,386
EDUCATION					
Community College Education (13.1299)	<11	-	-	-	-
Educational Leadership (13.0408)	861	37%	\$55,460	23%	\$61,383
Psychology & Counseling (13.1101)	32	88%	\$36,803	71%	\$41,411

Full-Time Employment requires Arkansas wages reported in all four quarters of the first year after graduation and total wages of at least minimum wage at 1,560 hours annual. Graduates still enrolled are excluded from Full-Time calculations.

Arkansas State University Jonesboro - 2020 Economic Security Report

Doctor's Degrees - Research/Scholarship	2017 and 2018	2018 and 2019 First Year Employment Reported in Arkansas			
	Graduates	% Employed	Average	% Full-Time	Full-Time Avg.
ALL AREAS OF STUDY	45	76%	\$48,525	39%	\$61,541
BIOLOGICAL & BIOMEDICAL SCIENCES					
Molecular Sciences (26.0406)	<11	-	-	-	-
EDUCATION					
Educational Leadership (13.0401)	23	78%	\$62,042	41%	\$78,341
ETHNIC & CULTURAL STUDIES					
Heritage Studies (05.0199)	<11	-	-	-	-
NATURAL RESOURCES & CONSERVATION					
Environmental Sciences (03.0103)	<11	-	-	-	-

Doctor's Degrees - Professional Practice	2017 and 2018	2018 and 2019 First Year Employment Reported in Arkansas			
	Graduates	% Employed	Average	% Full-Time	Full-Time Avg.
ALL AREAS OF STUDY	69	67%	\$62,148	54%	\$70,814
HEALTH PROFESSIONS					
Doctor of Nursing Practice (51.3818)	14	79%	\$97,613	64%	\$106,691
Physical Therapy (51.2308)	55	64%	\$51,003	51%	\$59,282

Full-Time Employment requires Arkansas wages reported in all four quarters of the first year after graduation and total wages of at least minimum wage at 1,560 hours annual. Graduates still enrolled are excluded from Full-Time calculations.

Arkansas State University Mid-South - 2020 Economic Security Report

Certificates of Proficiency	2017 and 2018		2018 and 2019 First Year Employment Reported in Arkansas			
	Graduates	% Employed	Average	% Full-Time	Full-Time Avg.	
ALL AREAS OF STUDY	701	61%	\$11,629	18%	\$28,631	
BUSINESS, MANAGEMENT & MARKETING						
Hospitality Management (52.0901)	<11	-	-	-	-	
COMPUTER & INFORMATION SCIENCES						
Network Associate (11.0901)	21	67%	\$18,150	-	-	
ENGINEERING TECHNOLOGY						
Machining Technology, Engineering Technician (15.0805)	<11	-	-	-	-	
Mechatronics Level I (15.0403)	18	44%	\$10,738	-	-	
Mechatronics Level II (15.0403)	<11	-	-	-	-	
Mechatronics Level III (15.0399)	<11	-	-	-	-	
Mechatronics Level III (15.0403)	<11	-	-	-	-	
Process Technology (15.0699)	15	20%	\$12,739	-	-	
HEALTH PROFESSIONS						
Emergency Medical Technician (51.0904)	42	74%	\$19,030	35%	\$34,899	
Nursing Assistant (51.3902)	103	75%	\$9,988	-	-	
Phlebotomy (51.1009)	77	69%	\$11,851	25%	\$21,542	
MECHANIC & REPAIR TECHNOLOGIES						
General Aviation Maintenance Technology (47.0607)	12	50%	\$7,478	-	-	
Heavy Truck Diesel Maintenance (47.0613)	62	73%	\$12,250	23%	\$28,035	
Micro-Computer Upgrade & Repair (47.0104)	37	62%	\$12,719	-	-	
PERSONAL & CULINARY SERVICES						
Food Service Management (12.0507)	55	60%	\$4,694	-	-	
PRECISION PRODUCTION						
CNC Operations & Programming (48.0503)	11	36%	\$17,797	-	-	
CNC Operations & Programming (48.0510)	<11	-	-	-	-	
Flux-Core Welding Technology (48.0508)	34	62%	\$12,556	23%	\$27,622	
Gas Metal Arc Welding Technology (48.0508)	52	58%	\$10,722	21%	\$33,745	
Gas Tungsten Arc Welding Technology (48.0508)	37	59%	\$13,745	22%	\$25,766	

Full-Time Employment requires Arkansas wages reported in all four quarters of the first year after graduation and total wages of at least minimum wage at 1,560 hours annual. Graduates still enrolled are excluded from Full-Time calculations.

Arkansas State University Mid-South - 2020 Economic Security Report

Certificates of Proficiency	2017 and 2018	2018 and 2019 First Year Employment Reported in Arkansas			
	Graduates	% Employed	Average	% Full-Time	Full-Time Avg.
Machining Technology, Engineering Technician (48.0501)	<11	-	-	-	-
Machining Technology, Machinist (48.0501)	<11	-	-	-	-
Shielded Metal Arc Welding Technology (48.0508)	52	60%	\$11,189	25%	\$30,877
VISUAL & PERFORMING ARTS					
Film & Video Production (50.0602)	52	37%	\$7,741	-	-

Technical Certificates	2017 and 2018	2018 and 2019 First Year Employment Reported in Arkansas			
	Graduates	% Employed	Average	% Full-Time	Full-Time Avg.
ALL AREAS OF STUDY	19	32%	\$22,168	-	-
MECHANIC & REPAIR TECHNOLOGIES					
Aviation Airframe Maintenance Technology (47.0607)	<11	-	-	-	-
Aviation Powerplant Maintenance Technology (47.0608)	<11	-	-	-	-
Diesel Maintenance Technology (47.0605)	<11	-	-	-	-

Full-Time Employment requires Arkansas wages reported in all four quarters of the first year after graduation and total wages of at least minimum wage at 1,560 hours annual. Graduates still enrolled are excluded from Full-Time calculations.

Arkansas State University Mid-South - 2020 Economic Security Report

Associate Degrees	2017 and 2018		2018 and 2019 First Year Employment Reported in Arkansas			
	Graduates	% Employed	Average	% Full-Time	Full-Time Avg.	
ALL AREAS OF STUDY	262	61%	\$18,412	31%	\$33,521	
BUSINESS, MANAGEMENT & MARKETING						
Business (52.0101)	33	64%	\$18,324	36%	\$39,647	
Business Technology (52.1299)	11	64%	\$29,835	50%	\$42,121	
Hospitality Management (52.0901)	<11	-	-	-	-	
COMMUNICATION & JOURNALISM						
Digital Media (09.0702)	13	77%	\$13,910	36%	\$23,595	
COMPUTER & INFORMATION SCIENCES						
Information Systems Technology (11.0101)	<11	-	-	-	-	
EDUCATION						
Education (K-6; 4-8) (13.1202)	<11	-	-	-	-	
HEALTH PROFESSIONS						
Medical Assistant (51.0801)	15	80%	\$13,925	45%	\$20,593	
Respiratory Care (51.0908)	22	45%	\$25,506	26%	\$35,473	
LIBERAL ARTS & SCI., GEN. STUDIES						
General Education (24.0101)	120	62%	\$14,748	20%	\$32,073	
MECHANIC & REPAIR TECHNOLOGIES						
Aviation Maintenance Technology (47.0607)	<11	-	-	-	-	
MULTI/INTERDISCIPLINARY STUDIES						
General Technology (30.9999)	20	50%	\$37,485	41%	\$48,126	

Full-Time Employment requires Arkansas wages reported in all four quarters of the first year after graduation and total wages of at least minimum wage at 1,560 hours annual. Graduates still enrolled are excluded from Full-Time calculations.

Arkansas State University Mountain Home - 2020 Economic Security Report

Certificates of Proficiency	2017 and 2018	2018 and 2019 First Year Employment Reported in Arkansas			
	Graduates	% Employed	Average	% Full-Time	Full-Time Avg.
ALL AREAS OF STUDY	486	80%	\$15,984	41%	\$22,639
COMPUTER & INFORMATION SCIENCES					
Cisco Networking (11.0901)	<11	-	-	-	-
Graphic Design (11.0401)	<11	-	-	-	-
Web Development (11.0401)	<11	-	-	-	-
ENGINEERING TECHNOLOGY					
Mechatronics (15.0303)	39	95%	\$33,870	-	-
HEALTH PROFESSIONS					
Emergency Medical Technical - Basic (51.0904)	32	75%	\$12,248	43%	\$25,127
Nursing Assistant (51.3902)	212	83%	\$12,703	40%	\$23,095
Phlebotomy (51.1009)	37	81%	\$13,896	54%	\$18,516
Professional Medical Coder (51.0713)	35	69%	\$16,333	53%	\$23,998
MECHANIC & REPAIR TECHNOLOGIES					
A+ Computer Technician (47.0104)	<11	-	-	-	-
Automotive Systems Repair (47.0604)	38	74%	\$15,993	50%	\$22,700
Heating, Ventilation & Air Conditioning (47.0201)	25	80%	\$13,122	-	-
PRECISION PRODUCTION					
Gas Metal Arc Welding (48.0508)	<11	-	-	-	-
Welding Technology (48.0508)	36	67%	\$14,056	27%	\$19,804

Full-Time Employment requires Arkansas wages reported in all four quarters of the first year after graduation and total wages of at least minimum wage at 1,560 hours annual. Graduates still enrolled are excluded from Full-Time calculations.

Arkansas State University Mountain Home - 2020 Economic Security Report

Technical Certificates	2017 and 2018		2018 and 2019 First Year Employment Reported in Arkansas			
	Graduates	% Employed	Average	% Full-Time	Full-Time Avg.	
ALL AREAS OF STUDY	306	79%	\$22,280	39%	\$29,619	
BUSINESS, MANAGEMENT & MARKETING						
Accounting & Finance (52.0301)	12	67%	\$17,974	-	-	
General Business (52.0201)	27	67%	\$16,993	-	-	
Hospitality Management (52.0901)	<11	-	-	-	-	
COMPUTER & INFORMATION SCIENCES						
Information Systems Technology (11.0401)	21	81%	\$19,987	-	-	
ENGINEERING TECHNOLOGY						
Mechatronics (15.0303)	37	92%	\$35,945	-	-	
HEALTH PROFESSIONS						
Health Professions (51.0000)	76	76%	\$17,944	47%	\$23,380	
Paramedic Technology (51.0904)	<11	-	-	-	-	
Practical Nursing (51.3901)	41	93%	\$23,148	24%	\$40,961	
MECHANIC & REPAIR TECHNOLOGIES						
Automotive Systems Repair (47.0604)	14	86%	\$18,520	-	-	
Heating, Ventilation & Air Conditioning (47.0201)	11	82%	\$22,713	-	-	
PERSONAL & CULINARY SERVICES						
Funeral Directing (12.0302)	45	78%	\$19,297	-	-	
PRECISION PRODUCTION						
Welding Technology (48.0508)	11	45%	\$31,521	-	-	

Full-Time Employment requires Arkansas wages reported in all four quarters of the first year after graduation and total wages of at least minimum wage at 1,560 hours annual. Graduates still enrolled are excluded from Full-Time calculations.

Arkansas State University Mountain Home - 2020 Economic Security Report

Associate Degrees	2017 and 2018		2018 and 2019 First Year Employment Reported in Arkansas			
	Graduates	% Employed	Average	% Full-Time	Full-Time Avg.	
ALL AREAS OF STUDY	470	78%	\$19,799	54%	\$31,264	
BUSINESS, MANAGEMENT & MARKETING						
Business (52.0101)	39	69%	\$17,818	40%	\$27,599	
Business Administration (52.0401)	16	69%	\$20,875	78%	\$25,511	
Hospitality Management (52.0901)	<11	-	-	-	-	
Management (52.0401)	<11	-	-	-	-	
COMPUTER & INFORMATION SCIENCES						
Information Systems Technology (11.0401)	20	90%	\$19,785	71%	\$25,620	
EDUCATION						
Education (13.1203)	40	80%	\$11,833	38%	\$27,554	
HEALTH PROFESSIONS						
Nursing (51.3801)	30	93%	\$32,173	72%	\$39,612	
Paramedic Technology (51.0904)	<11	-	-	-	-	
LAW ENFORCEMENT & PROTECTIVE SERV.						
Criminal Justice (43.0103)	<11	-	-	-	-	
Criminal Justice (43.0107)	15	73%	\$18,453	80%	\$29,471	
LIBERAL ARTS & SCI., GEN. STUDIES						
General Education (24.0101)	122	80%	\$12,073	38%	\$22,996	
General Studies (24.0102)	62	74%	\$20,747	41%	\$33,693	
MECHANIC & REPAIR TECHNOLOGIES						
Workforce Technology (47.9999)	55	91%	\$32,019	78%	\$37,007	
NATURAL RESOURCES & CONSERVATION						
Agriculture and Natural Resources (03.0103)	<11	-	-	-	-	
PERSONAL & CULINARY SERVICES						
Funeral Services (12.0301)	39	74%	\$21,860	51%	\$27,397	
PRECISION PRODUCTION						
Welding Technology (48.0508)	<11	-	-	-	-	

Full-Time Employment requires Arkansas wages reported in all four quarters of the first year after graduation and total wages of at least minimum wage at 1,560 hours annual. Graduates still enrolled are excluded from Full-Time calculations.

Arkansas State University Newport - 2020 Economic Security Report

Certificates of Proficiency	2017 and 2018		2018 and 2019 First Year Employment Reported in Arkansas			
	Graduates	% Employed	Average	% Full-Time	Full-Time Avg.	
ALL AREAS OF STUDY	783	81%	\$20,946	34%	\$34,168	
BUSINESS, MANAGEMENT & MARKETING						
Business Operations (52.0408)	<11	-	-	-	-	
ENGINEERING TECHNOLOGY						
Information Communication Technology (15.1202)	17	71%	\$18,259	-	-	
HEALTH PROFESSIONS						
Certified Nursing Assistant (51.3902)	55	78%	\$14,172	31%	\$20,459	
Emergency Medical Technician (51.0904)	23	91%	\$22,305	65%	\$32,145	
Patient Care Technician (51.3902)	45	89%	\$13,924	43%	\$19,410	
Phlebotomy (51.1009)	104	82%	\$13,220	47%	\$20,974	
MECHANIC & REPAIR TECHNOLOGIES						
Automotive Engine Performance (47.0604)	<11	-	-	-	-	
Automotive Heating & Air Conditioning (47.0604)	<11	-	-	-	-	
Automotive Mechanical Systems (47.0604)	<11	-	-	-	-	
Automotive Transmissions and Axles (47.0604)	<11	-	-	-	-	
Truck Service and Maintenance (47.0605)	36	86%	\$16,416	-	-	
PERSONAL & CULINARY SERVICES						
Hospitality Services (12.0504)	16	75%	\$15,823	-	-	
PRECISION PRODUCTION						
CNC Operator (48.0510)	<11	-	-	-	-	
Construction Welding (48.0508)	<11	-	-	-	-	
Manufacturing Welding (48.0508)	27	74%	\$14,220	-	-	
TRANSPORTATION & MATERIALS MOVING						
Commercial Truck Driving (49.0205)	426	81%	\$25,482	30%	\$38,920	

Full-Time Employment requires Arkansas wages reported in all four quarters of the first year after graduation and total wages of at least minimum wage at 1,560 hours annual. Graduates still enrolled are excluded from Full-Time calculations.

Arkansas State University Newport - 2020 Economic Security Report

Technical Certificates	2017 and 2018		2018 and 2019 First Year Employment Reported in Arkansas			
	Graduates	% Employed	Average	% Full-Time	Full-Time Avg.	
ALL AREAS OF STUDY	623	85%	\$21,018	45%	\$33,415	
BUSINESS, MANAGEMENT & MARKETING						
Business Technology (52.0401)	<11	-	-	-	-	
CONSTRUCTION TRADES						
High Voltage Lineman Technology (46.0303)	28	82%	\$33,528	48%	\$40,847	
ENGINEERING TECHNOLOGY						
Advanced Manufacturing Technology (15.0613)	<11	-	-	-	-	
Computer Networking Technology (15.1202)	12	83%	\$18,963	-	-	
HEALTH PROFESSIONS						
Practical Nursing (51.3901)	210	97%	\$24,897	65%	\$31,905	
Surgical Technology (51.0909)	25	88%	\$18,957	-	-	
LAW ENFORCEMENT & PROTECTIVE SERV.						
Law Enforcement Administration (43.0103)	<11	-	-	-	-	
LIBERAL ARTS & SCI., GEN. STUDIES						
General Studies (24.0101)	227	78%	\$15,462	43%	\$21,732	
MECHANIC & REPAIR TECHNOLOGIES						
Automotive Service Technology (47.0604)	14	79%	\$29,387	63%	\$25,517	
Collision Repair & Refinishing Technology (47.0603)	14	93%	\$18,984	-	-	
Diesel Technology (47.0605)	15	93%	\$29,777	69%	\$37,541	
Energy Control Technology (47.0201)	<11	-	-	-	-	
Industrial Maintenance (47.0303)	<11	-	-	-	-	
PERSONAL & CULINARY SERVICES						
Cosmetology (12.0401)	29	59%	\$10,826	21%	\$20,725	
Cosmetology Instructor Trainee (12.0413)	<11	-	-	-	-	
Hospitality Services-Culinary Services Track (12.0504)	<11	-	-	-	-	
Hospitality Services-Food Service and Management Track (12.0504)	<11	-	-	-	-	
PRECISION PRODUCTION						
Welding (48.0508)	<11	-	-	-	-	

Full-Time Employment requires Arkansas wages reported in all four quarters of the first year after graduation and total wages of at least minimum wage at 1,560 hours annual. Graduates still enrolled are excluded from Full-Time calculations.

Arkansas State University Newport - 2020 Economic Security Report

Associate Degrees	2017 and 2018		2018 and 2019 First Year Employment Reported in Arkansas			
	Graduates	% Employed	Average	% Full-Time	Full-Time Avg.	
ALL AREAS OF STUDY	466	82%	\$24,339	57%	\$39,682	
BUSINESS, MANAGEMENT & MARKETING						
Business (52.0101)	48	77%	\$23,929	63%	\$31,560	
Business Technology (52.0101)	<11	-	-	-	-	
EDUCATION						
Education (13.1203)	<11	-	-	-	-	
ENGINEERING TECHNOLOGY						
Computer Networking Technology (15.1202)	13	85%	\$21,055	71%	\$28,929	
HEALTH PROFESSIONS						
Registered Nursing (51.3801)	78	91%	\$49,358	80%	\$52,277	
LAW ENFORCEMENT & PROTECTIVE SERV.						
Criminal Justice (43.0103)	19	74%	\$17,399	75%	\$24,972	
LIBERAL ARTS & SCI., GEN. STUDIES						
General Education (24.0101)	142	76%	\$14,368	38%	\$27,262	
General Studies (24.0102)	61	84%	\$15,265	50%	\$20,914	
MECHANIC & REPAIR TECHNOLOGIES						
Automotive Service Technology (47.0604)	<11	-	-	-	-	
Collision Repair & Refinishing Technology (47.0603)	<11	-	-	-	-	
Energy Control Technology (47.0201)	17	82%	\$17,575	33%	\$30,547	
MULTI/INTERDISCIPLINARY STUDIES						
General Technology (30.9999)	60	83%	\$26,045	28%	\$37,053	

Full-Time Employment requires Arkansas wages reported in all four quarters of the first year after graduation and total wages of at least minimum wage at 1,560 hours annual. Graduates still enrolled are excluded from Full-Time calculations.

Arkansas State University Three Rivers - 2020 Economic Security Report

Certificates of Proficiency	2017 and 2018		2018 and 2019 First Year Employment Reported in Arkansas			
	Graduates	% Employed	Average	% Full-Time	Full-Time Avg.	
ALL AREAS OF STUDY	611	83%	\$15,803	44%	\$28,048	
BUSINESS, MANAGEMENT & MARKETING						
Business Technology (52.0299)	18	83%	\$18,686	-	-	
COMPUTER & INFORMATION SCIENCES						
Business Systems Networking: Cisco (11.0901)	<11	-	-	-	-	
Computer Programming (11.0201)	<11	-	-	-	-	
Microsoft Certified Professional (11.0101)	<11	-	-	-	-	
Network Security (11.1003)	<11	-	-	-	-	
CONSTRUCTION TRADES						
Electrical Apprenticeship (46.0302)	<11	-	-	-	-	
Electrical Apprenticeship (46.0302)	14	100%	\$44,766	100%	\$53,734	
Electrical Apprenticeship, Level I (46.0302)	37	92%	\$17,952	50%	\$24,205	
Plumbing Apprenticeship, Level I (46.0599)	<11	-	-	-	-	
EDUCATION						
Early Childhood Education (13.1210)	11	82%	\$22,007	100%	\$19,543	
ENGINEERING TECHNOLOGY						
Computer Repair (15.1202)	<11	-	-	-	-	
Industrial Robotics (15.0405)	<11	-	-	-	-	
Mechatronics Operation (15.0403)	14	86%	\$22,124	-	-	
Mechatronics Practice (15.0403)	20	85%	\$22,387	-	-	
Mechatronics Technology (15.0403)	41	71%	\$9,280	36%	\$20,726	
HEALTH PROFESSIONS						
Medical Office Administration & Coding (51.0707)	12	100%	\$14,618	-	-	
Medical Terminology (51.0712)	65	82%	\$9,219	-	-	
Nursing Assistant (51.3902)	145	90%	\$13,369	-	-	
LAW ENFORCEMENT & PROTECTIVE SERV.						
Criminal Justice (43.0103)	28	89%	\$14,568	-	-	

Full-Time Employment requires Arkansas wages reported in all four quarters of the first year after graduation and total wages of at least minimum wage at 1,560 hours annual. Graduates still enrolled are excluded from Full-Time calculations.

Arkansas State University Three Rivers - 2020 Economic Security Report

Certificates of Proficiency	2017 and 2018	2018 and 2019 First Year Employment Reported in Arkansas			
	Graduates	% Employed	Average	% Full-Time	Full-Time Avg.
MECHANIC & REPAIR TECHNOLOGIES					
Automotive Service Technology (47.0604)	58	74%	\$11,075	46%	\$22,413
Industrial Equipment Maintenance (47.0303)	48	60%	\$8,244	20%	\$20,275
PERSONAL & CULINARY SERVICES					
Hair Care (12.0401)	13	85%	\$9,820	30%	\$16,237
PRECISION PRODUCTION					
CNC Machining & Fabrication (48.0501)	12	75%	\$24,941	-	-
Welding (48.0508)	24	67%	\$17,228	57%	\$25,447
TRANSPORTATION & MATERIALS MOVING					
Truck Driver Training (49.0205)	<11	-	-	-	-

Full-Time Employment requires Arkansas wages reported in all four quarters of the first year after graduation and total wages of at least minimum wage at 1,560 hours annual. Graduates still enrolled are excluded from Full-Time calculations.

Arkansas State University Three Rivers - 2020 Economic Security Report

Technical Certificates	2017 and 2018		2018 and 2019 First Year Employment Reported in Arkansas			
	Graduates	% Employed	Average	% Full-Time	Full-Time Avg.	
ALL AREAS OF STUDY	370	86%	\$23,748	54%	\$34,766	
BUSINESS, MANAGEMENT & MARKETING						
Accounting (52.0301)	<11	-	-	-	-	
Management (52.9999)	<11	-	-	-	-	
Office Administration (52.0408)	<11	-	-	-	-	
COMPUTER & INFORMATION SCIENCES						
Computer Information Systems (11.0101)	<11	-	-	-	-	
EDUCATION						
Early Childhood Education (13.1210)	<11	-	-	-	-	
ENGINEERING TECHNOLOGY						
Mechatronics Technology (15.0403)	13	77%	\$22,327	-	-	
HEALTH PROFESSIONS						
Medical Coding (51.0707)	<11	-	-	-	-	
Medical Office Administration (51.0705)	11	82%	\$20,733	-	-	
Medical Transcription (51.0708)	<11	-	-	-	-	
Practical Nursing (51.3901)	112	95%	\$29,459	82%	\$37,116	
Pre-Allied Health (51.0000)	51	92%	\$35,648	100%	\$36,091	
LAW ENFORCEMENT & PROTECTIVE SERV.						
Criminal Justice (43.0103)	<11	-	-	-	-	
LIBERAL ARTS & SCI., GEN. STUDIES						
General Studies (24.0101)	91	85%	\$13,412	-	-	
MECHANIC & REPAIR TECHNOLOGIES						
Industrial Maintenance Technology (47.0303)	14	86%	\$20,994	-	-	
PERSONAL & CULINARY SERVICES						
Cosmetology (12.0401)	30	47%	\$9,038	-	-	

Full-Time Employment requires Arkansas wages reported in all four quarters of the first year after graduation and total wages of at least minimum wage at 1,560 hours annual. Graduates still enrolled are excluded from Full-Time calculations.

Arkansas State University Three Rivers - 2020 Economic Security Report

Associate Degrees	2017 and 2018		2018 and 2019 First Year Employment Reported in Arkansas			
	Graduates	% Employed	Average	% Full-Time	Full-Time Avg.	
ALL AREAS OF STUDY	289	89%	\$35,702	71%	\$47,047	
BUSINESS, MANAGEMENT & MARKETING						
Accounting (52.0301)	<11	-	-	-	-	
Business (52.0101)	<11	-	-	-	-	
Management (52.0201)	<11	-	-	-	-	
Office Administration (52.0204)	<11	-	-	-	-	
COMPUTER & INFORMATION SCIENCES						
Computer Information Systems (11.0101)	<11	-	-	-	-	
CONSTRUCTION TRADES						
Apprenticeship Trades (46.0302)	<11	-	-	-	-	
EDUCATION						
Early Childhood Education (13.1210)	<11	-	-	-	-	
ENGINEERING TECHNOLOGY						
Mechatronics (15.0403)	14	79%	\$20,533	50%	\$31,972	
HEALTH PROFESSIONS						
Medical Office Administration (51.0705)	<11	-	-	-	-	
Nursing (LPN/Paramedic to RN) (51.3801)	157	94%	\$48,217	80%	\$52,376	
LAW ENFORCEMENT & PROTECTIVE SERV.						
Criminal Justice (43.0104)	<11	-	-	-	-	
LIBERAL ARTS & SCI., GEN. STUDIES						
General Education (24.0101)	66	79%	\$13,250	36%	\$30,090	
MULTI/INTERDISCIPLINARY STUDIES						
General Technology (30.9999)	<11	-	-	-	-	

Full-Time Employment requires Arkansas wages reported in all four quarters of the first year after graduation and total wages of at least minimum wage at 1,560 hours annual. Graduates still enrolled are excluded from Full-Time calculations.

Arkansas Tech University - 2020 Economic Security Report

Certificates of Proficiency	2017 and 2018		2018 and 2019 First Year Employment Reported in Arkansas			
	Graduates	% Employed	Average	% Full-Time	Full-Time Avg.	
ALL AREAS OF STUDY	1,024	76%	\$14,542	14%	\$25,676	
BUSINESS, MANAGEMENT & MARKETING						
Computer Information Systems (52.1201)	35	60%	\$8,687	-	-	
Logistics Management (52.0203)	<11	-	-	-	-	
Office Support Specialist (52.0401)	65	85%	\$18,497	100%	\$21,841	
Professional Leadership (52.0213)	16	81%	\$27,086	-	-	
COMPUTER & INFORMATION SCIENCES						
Computer Information Technology (11.0103)	28	61%	\$8,439	-	-	
CONSTRUCTION TRADES						
Construction Technology (46.0415)	<11	-	-	-	-	
ENGINEERING TECHNOLOGY						
Industrial Control Systems (15.0399)	21	95%	\$28,360	-	-	
HEALTH PROFESSIONS						
Allied Health (51.0716)	254	80%	\$12,648	26%	\$26,591	
Emergency Medical Technician (51.0904)	76	80%	\$18,436	44%	\$23,497	
Health Sciences (51.0716)	147	58%	\$13,296	8%	\$23,915	
Medical Billing (51.0714)	<11	-	-	-	-	
Medical Coding (51.0713)	<11	-	-	-	-	
Medical Transcription (51.0716)	<11	-	-	-	-	
Nursing Assistant (51.3902)	108	83%	\$9,356	13%	\$23,605	
Pharmacy Technician (51.0805)	<11	-	-	-	-	
LAW ENFORCEMENT & PROTECTIVE SERV.						
Jail Standards (43.0102)	<11	-	-	-	-	
Law Enforcement (43.0103)	42	81%	\$11,357	-	-	
MECHANIC & REPAIR TECHNOLOGIES						
Automotive Service (47.0604)	70	79%	\$15,683	-	-	
Facilities Management (47.0201)	11	91%	\$6,708	-	-	

Full-Time Employment requires Arkansas wages reported in all four quarters of the first year after graduation and total wages of at least minimum wage at 1,560 hours annual. Graduates still enrolled are excluded from Full-Time calculations.

Arkansas Tech University - 2020 Economic Security Report

Certificates of Proficiency	2017 and 2018	2018 and 2019 First Year Employment Reported in Arkansas			
	Graduates	% Employed	Average	% Full-Time	Full-Time Avg.
PERSONAL & CULINARY SERVICES					
Culinary Arts (12.0500)	15	67%	\$10,371	-	-
PRECISION PRODUCTION					
Welding (48.0508)	79	72%	\$16,419	9%	\$30,011

Full-Time Employment requires Arkansas wages reported in all four quarters of the first year after graduation and total wages of at least minimum wage at 1,560 hours annual. Graduates still enrolled are excluded from Full-Time calculations.



Arkansas Tech University - 2020 Economic Security Report

Technical Certificates	2017 and 2018		2018 and 2019 First Year Employment Reported in Arkansas			
	Graduates	% Employed	Average	% Full-Time	Full-Time Avg.	
ALL AREAS OF STUDY	339	82%	\$21,416	24%	\$28,097	
AGRICULTURE						
Viticulture (01.0309)	<11	-	-	-	-	
BUSINESS, MANAGEMENT & MARKETING						
Business Technology (52.0401)	49	78%	\$17,996	-	-	
Computer Information Systems (52.1201)	<11	-	-	-	-	
COMPUTER & INFORMATION SCIENCES						
Computer Information Technology (11.0103)	<11	-	-	-	-	
ENGINEERING TECHNOLOGY						
Industrial Control Systems (15.0399)	18	94%	\$28,983	-	-	
Industrial Electronic Technology (15.0303)	17	94%	\$28,499	-	-	
HEALTH PROFESSIONS						
Health Information Technology (51.0716)	45	78%	\$16,303	-	-	
Health Professions (51.0000)	<11	-	-	-	-	
Practical Nursing (51.3901)	71	94%	\$29,227	100%	\$26,075	
LAW ENFORCEMENT & PROTECTIVE SERV.						
Law Enforcement (43.0103)	14	93%	\$15,141	-	-	
MECHANIC & REPAIR TECHNOLOGIES						
Air Conditioning, Heating, & Refrigeration Technology (47.0201)	26	77%	\$20,820	-	-	
Automotive Service Technology (47.0604)	31	84%	\$18,899	-	-	
Collision Repair Technology (47.0603)	<11	-	-	-	-	
PERSONAL & CULINARY SERVICES						
Cosmetology (12.0401)	19	58%	\$8,938	-	-	
PRECISION PRODUCTION						
Welding Technology (48.0508)	26	62%	\$18,602	-	-	

Full-Time Employment requires Arkansas wages reported in all four quarters of the first year after graduation and total wages of at least minimum wage at 1,560 hours annual. Graduates still enrolled are excluded from Full-Time calculations.

Arkansas Tech University - 2020 Economic Security Report

Associate Degrees	2017 and 2018		2018 and 2019 First Year Employment Reported in Arkansas			
	Graduates	% Employed	Average	% Full-Time	Full-Time Avg.	
ALL AREAS OF STUDY	1,424	82%	\$21,408	55%	\$36,872	
BUSINESS, MANAGEMENT & MARKETING						
Business Technology (52.0401)	58	81%	\$20,470	64%	\$26,867	
Logistics Management (52.0203)	11	91%	\$30,755	80%	\$32,781	
COMPUTER & INFORMATION SCIENCES						
Computer Information Technology (11.0103)	<11	-	-	-	-	
Information Technology (11.0103)	17	88%	\$21,066	-	-	
ENGINEERING TECHNOLOGY						
Automation Technology (15.0612)	14	100%	\$34,002	67%	\$46,100	
Industrial Control Systems (15.0612)	<11	-	-	-	-	
Nuclear Technology (15.1401)	51	76%	\$45,884	-	-	
ETHNIC & CULTURAL STUDIES						
Ozark & Ouachita Studies (05.0122)	<11	-	-	-	-	
FAMILY & CONSUMER SCIENCES						
Early Childhood Education (19.0706)	42	90%	\$17,907	69%	\$20,667	
HEALTH PROFESSIONS						
Cardiovascular Technology (51.0901)	21	95%	\$37,479	33%	\$47,752	
Health Information Technology (51.0716)	38	89%	\$17,784	52%	\$24,667	
Medical Assistant (51.0801)	27	89%	\$16,310	33%	\$21,802	
Nursing (51.3801)	46	100%	\$49,772	91%	\$49,355	
Occupational Therapy Assistant (51.0803)	38	89%	\$29,729	54%	\$38,680	
Paramedic/Emergency Medical Services (51.0904)	12	100%	\$49,326	100%	\$49,326	
Physical Therapy Assistant (51.0806)	35	91%	\$38,684	79%	\$44,095	
Practical Nursing (51.3901)	67	97%	\$28,886	68%	\$35,163	
LAW ENFORCEMENT & PROTECTIVE SERV.						
Criminal Justice (43.0104)	143	80%	\$18,383	-	-	
Law Enforcement (43.0103)	<11	-	-	-	-	

Full-Time Employment requires Arkansas wages reported in all four quarters of the first year after graduation and total wages of at least minimum wage at 1,560 hours annual. Graduates still enrolled are excluded from Full-Time calculations.

Arkansas Tech University - 2020 Economic Security Report

Associate Degrees	2017 and 2018	2018 and 2019 First Year Employment Reported in Arkansas			
	Graduates	% Employed	Average	% Full-Time	Full-Time Avg.
LIBERAL ARTS & SCI., GEN. STUDIES					
General Education (24.0102)	547	80%	\$14,430	37%	\$35,314
General Studies (24.0102)	151	72%	\$15,343	30%	\$50,654
MECHANIC & REPAIR TECHNOLOGIES					
Air Conditioning and Refrigeration (47.0201)	12	75%	\$26,759	45%	\$41,172
Automotive Service Technology (47.0604)	24	88%	\$21,145	60%	\$29,328
MULTI/INTERDISCIPLINARY STUDIES					
General Technology (30.9999)	20	65%	\$20,710	56%	\$27,239
PERSONAL & CULINARY SERVICES					
Culinary Management (12.0504)	<11	-	-	-	-
PRECISION PRODUCTION					
Welding Technology (48.0508)	19	63%	\$18,436	31%	\$33,904
PUBLIC ADMIN. & SOCIAL SERVICE					
Human Services (44.0000)	15	93%	\$19,107	80%	\$22,992

Full-Time Employment requires Arkansas wages reported in all four quarters of the first year after graduation and total wages of at least minimum wage at 1,560 hours annual. Graduates still enrolled are excluded from Full-Time calculations.

Arkansas Tech University - 2020 Economic Security Report

Baccalaureate Degrees	2017 and 2018		2018 and 2019 First Year Employment Reported in Arkansas			
	Graduates	% Employed	Average	% Full-Time	Full-Time Avg.	
ALL AREAS OF STUDY	2,620	80%	\$29,249	52%	\$40,143	
AGRICULTURE						
Agriculture Business (01.0102)	90	87%	\$29,652	64%	\$37,110	
BIOLOGICAL & BIOMEDICAL SCIENCES						
Biology (26.0101)	66	79%	\$18,784	49%	\$28,095	
BUSINESS, MANAGEMENT & MARKETING						
Accounting (52.0301)	31	90%	\$33,147	78%	\$39,039	
Business Data Analytics (52.1399)	24	63%	\$36,480	36%	\$50,824	
Economics & Finance (52.0601)	51	67%	\$28,909	37%	\$40,185	
Hospitality Administration (52.0901)	31	65%	\$20,030	21%	\$35,844	
Management & Marketing (52.0201)	195	73%	\$24,414	46%	\$30,889	
COMMUNICATION & JOURNALISM						
Communication (09.0101)	56	79%	\$18,243	38%	\$29,614	
Journalism (09.0401)	64	77%	\$17,353	45%	\$28,079	
COMPUTER & INFORMATION SCIENCES						
Computer Science (11.0101)	20	75%	\$46,904	53%	\$59,205	
Information Systems (11.0501)	20	95%	\$29,400	60%	\$39,046	
Information Technology (11.0103)	30	80%	\$30,367	62%	\$37,504	
EDUCATION						
Agricultural Education (13.1301)	21	81%	\$30,581	59%	\$39,835	
Art Education (13.1302)	<11	-	-	-	-	
Business Education (13.1303)	<11	-	-	-	-	
Computer Science Education (13.1321)	<11	-	-	-	-	
Early Childhood Education (13.1210)	87	92%	\$27,349	85%	\$29,090	
Elementary Education (13.1202)	30	100%	\$35,452	100%	\$34,816	
English (13.1305)	19	95%	\$28,561	87%	\$33,366	
Foreign Languages Education (13.1306)	<11	-	-	-	-	
Health & Physical Education (13.1314)	96	89%	\$23,152	50%	\$33,114	

Full-Time Employment requires Arkansas wages reported in all four quarters of the first year after graduation and total wages of at least minimum wage at 1,560 hours annual. Graduates still enrolled are excluded from Full-Time calculations.

Arkansas Tech University - 2020 Economic Security Report

Baccalaureate Degrees	2017 and 2018	2018 and 2019 First Year Employment Reported in Arkansas			
	Graduates	% Employed	Average	% Full-Time	Full-Time Avg.
Life Science & Earth Science (13.1322)	<11	-	-	-	-
Mathematics (13.1311)	<11	-	-	-	-
Middle Level Education (13.1203)	15	100%	\$25,985	62%	\$34,082
Music Education (13.1312)	27	93%	\$21,127	50%	\$30,245
Physical Science & Earth Science (13.1316)	<11	-	-	-	-
Social Studies (13.1318)	19	89%	\$22,389	50%	\$33,777
Speech (13.1331)	<11	-	-	-	-
ENGINEERING					
Electrical Engineering (14.1001)	50	72%	\$45,922	50%	\$61,513
Engineering Physics (14.1201)	<11	-	-	-	-
Mechanical Engineering (14.1901)	133	68%	\$47,598	52%	\$58,012
ENGLISH LANGUAGE & LITERATURE					
Creative Writing (23.1302)	17	76%	\$17,204	50%	\$28,899
English (23.0101)	28	79%	\$15,241	39%	\$21,867
FOREIGN LANGUAGES & LINGUISTICS					
Foreign Language (16.0101)	12	83%	\$18,406	70%	\$19,813
HEALTH PROFESSIONS					
Health Information Management (51.0706)	19	74%	\$20,753	-	-
Medical Technology (51.1005)	<11	-	-	-	-
Nursing (51.3801)	262	92%	\$52,075	83%	\$54,991
Rehabilitation Science (51.2314)	86	85%	\$15,419	33%	\$23,863
HISTORY					
History (54.0101)	28	75%	\$15,031	33%	\$26,110
Public History (54.0105)	<11	-	-	-	-
LAW ENFORCEMENT & PROTECTIVE SERV.					
Emergency Administration & Management (43.0302)	108	60%	\$24,410	30%	\$36,457
MATHEMATICS & STATISTICS					
Mathematics (27.0101)	19	84%	\$35,694	64%	\$45,851

Full-Time Employment requires Arkansas wages reported in all four quarters of the first year after graduation and total wages of at least minimum wage at 1,560 hours annual. Graduates still enrolled are excluded from Full-Time calculations.

Arkansas Tech University - 2020 Economic Security Report

Baccalaureate Degrees	2017 and 2018	2018 and 2019 First Year Employment Reported in Arkansas			
	Graduates	% Employed	Average	% Full-Time	Full-Time Avg.
MULTI/INTERDISCIPLINARY STUDIES					
International Studies (30.2001)	12	75%	\$12,078	-	-
Professional Studies (30.9999)	418	82%	\$32,866	48%	\$45,677
NATURAL RESOURCES & CONSERVATION					
Environmental Science (03.0104)	<11	-	-	-	-
Fisheries & Wildlife Biology (03.0601)	37	84%	\$16,523	34%	\$25,122
PARKS, RECREATION, LEISURE & FITNESS					
Recreation & Park Administration (31.0301)	38	79%	\$19,451	32%	\$30,616
PHYSICAL SCIENCES					
Chemistry (40.0501)	15	93%	\$21,706	54%	\$28,757
Geology (40.0601)	19	68%	\$22,347	28%	\$35,175
Nuclear Physics (40.0806)	<11	-	-	-	-
Physical Science (40.0101)	<11	-	-	-	-
Physics (40.0801)	<11	-	-	-	-
PSYCHOLOGY					
Psychology (42.0101)	153	78%	\$15,898	42%	\$22,958
SOCIAL SCIENCES					
Cultural and Geospatial Studies (45.0799)	12	50%	\$15,260	-	-
Political Science (45.1001)	11	73%	\$12,230	-	-
Sociology (45.1101)	56	80%	\$17,813	55%	\$26,071
VISUAL & PERFORMING ARTS					
Fine Arts (50.0701)	12	83%	\$14,970	33%	\$29,456
Graphic Design (50.0409)	29	83%	\$13,646	28%	\$25,324
Music (50.0901)	<11	-	-	-	-

Full-Time Employment requires Arkansas wages reported in all four quarters of the first year after graduation and total wages of at least minimum wage at 1,560 hours annual. Graduates still enrolled are excluded from Full-Time calculations.

Arkansas Tech University - 2020 Economic Security Report

Post-Baccalaureate Certificates	2017 and 2018		2018 and 2019 First Year Employment Reported in Arkansas			
	Graduates	% Employed	Average	% Full-Time	Full-Time Avg.	
ALL AREAS OF STUDY	22	82%	\$34,295	56%	\$40,147	
EDUCATION						
Advising Certificate (13.1102)	22	82%	\$34,295	56%	\$40,147	

Full-Time Employment requires Arkansas wages reported in all four quarters of the first year after graduation and total wages of at least minimum wage at 1,560 hours annual. Graduates still enrolled are excluded from Full-Time calculations.



Arkansas Tech University - 2020 Economic Security Report

Master's Degrees	2017 and 2018		2018 and 2019 First Year Employment Reported in Arkansas			
	Graduates	% Employed	Average	% Full-Time	Full-Time Avg.	
ALL AREAS OF STUDY	573	69%	\$39,772	44%	\$48,368	
BUSINESS, MANAGEMENT & MARKETING						
Business Administration (52.0201)	23	78%	\$54,802	44%	\$55,574	
COMMUNICATION & JOURNALISM						
Multi-Media Journalism (09.0702)	<11	-	-	-	-	
COMPUTER & INFORMATION SCIENCES						
Information Technology (11.0103)	52	42%	\$70,696	33%	\$80,975	
EDUCATION						
College Student Personnel Services (13.1102)	100	65%	\$30,175	38%	\$36,701	
Educational Leadership (13.0401)	34	97%	\$49,937	69%	\$56,279	
Instructional Technology (13.0501)	24	100%	\$41,275	71%	\$44,227	
School Counseling & Leadership (13.1101)	20	100%	\$43,237	58%	\$50,253	
Special Education K-12 (13.1001)	11	91%	\$41,723	86%	\$41,556	
Teaching (13.0101)	33	91%	\$31,692	77%	\$35,391	
Teaching English to Speakers of Other Languages (13.1401)	91	57%	\$41,664	37%	\$46,002	
Teaching, Learning, & Leadership (13.9999)	24	92%	\$38,518	74%	\$44,151	
ENGINEERING						
Electrical Engineering (14.1001)	<11	-	-	-	-	
Engineering (14.0101)	<11	-	-	-	-	
Mechanical Engineering (14.1901)	<11	-	-	-	-	
ENGLISH LANGUAGE & LITERATURE						
English (23.0101)	22	64%	\$25,795	30%	\$40,178	
HEALTH PROFESSIONS						
Health Informatics (51.0706)	17	76%	\$64,080	69%	\$63,695	
Nursing (51.3802)	<11	-	-	-	-	
HISTORY						
History (54.0101)	15	80%	\$16,231	33%	\$25,345	

Full-Time Employment requires Arkansas wages reported in all four quarters of the first year after graduation and total wages of at least minimum wage at 1,560 hours annual. Graduates still enrolled are excluded from Full-Time calculations.

Arkansas Tech University - 2020 Economic Security Report

Master's Degrees	2017 and 2018	2018 and 2019 First Year Employment Reported in Arkansas			
	Graduates	% Employed	Average	% Full-Time	Full-Time Avg.
LAW ENFORCEMENT & PROTECTIVE SERV.					
Emergency Management & Homeland Security (43.0302)	34	44%	\$29,874	19%	\$49,994
LIBERAL ARTS & SCI., GEN. STUDIES					
Liberal Arts (24.0101)	<11	-	-	-	-
NATURAL RESOURCES & CONSERVATION					
Fisheries & Wildlife Science (03.0601)	13	31%	\$14,882	-	-
PARKS, RECREATION, LEISURE & FITNESS					
Strength & Conditioning Studies (31.0599)	16	56%	\$15,900	-	-
PSYCHOLOGY					
Psychology (42.0101)	<11	-	-	-	-
SOCIAL SCIENCES					
Applied Sociology (45.1101)	<11	-	-	-	-

Post-Master's Degree Certificates	2017 and 2018	2018 and 2019 First Year Employment Reported in Arkansas			
	Graduates	% Employed	Average	% Full-Time	Full-Time Avg.
EDUCATION					
ALL AREAS OF STUDY	<11	-	-	-	-
Educational Leadership (13.0401)	<11	-	-	-	-

Doctor's Degrees - Research/Scholarship	2017 and 2018	2018 and 2019 First Year Employment Reported in Arkansas			
	Graduates	% Employed	Average	% Full-Time	Full-Time Avg.
EDUCATION					
ALL AREAS OF STUDY	22	82%	\$98,530	80%	\$101,661
School Leadership (13.0401)	22	82%	\$98,530	80%	\$101,661

Full-Time Employment requires Arkansas wages reported in all four quarters of the first year after graduation and total wages of at least minimum wage at 1,560 hours annual. Graduates still enrolled are excluded from Full-Time calculations.

Black River Technical College - 2020 Economic Security Report

Certificates of Proficiency	2017 and 2018	2018 and 2019 First Year Employment Reported in Arkansas			
	Graduates	% Employed	Average	% Full-Time	Full-Time Avg.
ALL AREAS OF STUDY	501	93%	\$22,848	76%	\$31,473
HEALTH PROFESSIONS					
Emergency Medical Technician (51.0904)	56	96%	\$21,595	73%	\$29,294
Medical Insurance Coding (51.0713)	15	80%	\$20,090	80%	\$24,809
Medical Transcription (51.0708)	<11	-	-	-	-
Nursing Assistant (51.3902)	157	90%	\$15,128	67%	\$25,556
Phlebotomy (51.1009)	58	83%	\$10,760	-	-
LAW ENFORCEMENT & PROTECTIVE SERV.					
Law Enforcement (43.0107)	197	99%	\$31,969	86%	\$33,784
Law Enforcement Administration (43.0103)	<11	-	-	-	-
MECHANIC & REPAIR TECHNOLOGIES					
Microcomputer Repair Technician (47.0104)	<11	-	-	-	-

Full-Time Employment requires Arkansas wages reported in all four quarters of the first year after graduation and total wages of at least minimum wage at 1,560 hours annual. Graduates still enrolled are excluded from Full-Time calculations.

Black River Technical College - 2020 Economic Security Report

Technical Certificates	2017 and 2018		2018 and 2019 First Year Employment Reported in Arkansas			
	Graduates	% Employed	Average	% Full-Time	Full-Time Avg.	
ALL AREAS OF STUDY	338	89%	\$24,518	59%	\$32,436	
BUSINESS, MANAGEMENT & MARKETING						
Administrative Services Technology (52.0401)	<11	-	-	-	-	
HEALTH PROFESSIONS						
Emergency Medical Technology (51.0904)	12	92%	\$35,684	-	-	
Health Professions (51.0000)	139	88%	\$22,661	83%	\$30,701	
Nutrition and Foodservice Management (51.3104)	<11	-	-	-	-	
Practical Nursing (51.3901)	85	99%	\$27,039	91%	\$30,675	
LAW ENFORCEMENT & PROTECTIVE SERV.						
Fire Science (43.0203)	<11	-	-	-	-	
Law Enforcement Administration (43.0103)	<11	-	-	-	-	
MECHANIC & REPAIR TECHNOLOGIES						
Auto Collision Cosmetic Repair Technology (47.0603)	<11	-	-	-	-	
Auto Collision Structural Repair Technology (47.0603)	<11	-	-	-	-	
Electrical Engine Specialty (47.0604)	<11	-	-	-	-	
Industrial Electricity/Electronic (47.0105)	29	79%	\$31,576	47%	\$41,018	
Microcomputer Repair Technician (47.0104)	<11	-	-	-	-	
Powertrains Systems (47.0604)	<11	-	-	-	-	
PRECISION PRODUCTION						
Machine Tool Technology (48.0501)	<11	-	-	-	-	
Welding (48.0508)	12	100%	\$21,910	67%	\$35,147	

Full-Time Employment requires Arkansas wages reported in all four quarters of the first year after graduation and total wages of at least minimum wage at 1,560 hours annual. Graduates still enrolled are excluded from Full-Time calculations.

Black River Technical College - 2020 Economic Security Report

Associate Degrees	2017 and 2018		2018 and 2019 First Year Employment Reported in Arkansas			
	Graduates	% Employed	Average	% Full-Time	Full-Time Avg.	
ALL AREAS OF STUDY	554	87%	\$28,275	71%	\$42,906	
AGRICULTURE						
Agriculture (01.0000)	<11	-	-	-	-	
BUSINESS, MANAGEMENT & MARKETING						
Accounting (52.0302)	<11	-	-	-	-	
Business (52.0101)	<11	-	-	-	-	
Business Administration (52.0201)	<11	-	-	-	-	
Business Technology (52.0401)	<11	-	-	-	-	
Legal Administrative Systems (52.0401)	<11	-	-	-	-	
COMPUTER & INFORMATION SCIENCES						
Computer Information Technology (11.1099)	<11	-	-	-	-	
HEALTH PROFESSIONS						
Emergency Medical Technician-Paramedic (51.0904)	<11	-	-	-	-	
Medical Office Administration (51.0707)	<11	-	-	-	-	
Nursing (51.3801)	95	98%	\$50,898	94%	\$55,021	
Nutrition and Dietetics (51.3101)	<11	-	-	-	-	
Respiratory Care (51.0908)	19	89%	\$25,693	61%	\$30,998	
LAW ENFORCEMENT & PROTECTIVE SERV.						
Criminal Justice (43.0107)	14	79%	\$16,324	-	-	
Criminal Justice (43.0199)	12	83%	\$19,197	-	-	
Fire Science (43.0203)	<11	-	-	-	-	
Law Enforcement Administration (43.0103)	<11	-	-	-	-	
LIBERAL ARTS & SCI., GEN. STUDIES						
General Education (24.0101)	166	80%	\$15,389	50%	\$26,295	
MECHANIC & REPAIR TECHNOLOGIES						
Industrial Maintenance Technology (47.0303)	12	75%	\$44,576	75%	\$44,576	
MULTI/INTERDISCIPLINARY STUDIES						
General Technology (30.9999)	180	89%	\$27,253	80%	\$45,968	

Full-Time Employment requires Arkansas wages reported in all four quarters of the first year after graduation and total wages of at least minimum wage at 1,560 hours annual. Graduates still enrolled are excluded from Full-Time calculations.

Cossatot Community College of the U A - 2020 Economic Security Report

Certificates of Proficiency	2017 and 2018		2018 and 2019 First Year Employment Reported in Arkansas			
	Graduates	% Employed	Average	% Full-Time	Full-Time Avg.	
ALL AREAS OF STUDY	499	80%	\$17,808	33%	\$26,672	
BUSINESS, MANAGEMENT & MARKETING						
Accounting (52.0302)	<11	-	-	-	-	
Administrative Assistant (52.0401)	<11	-	-	-	-	
Business Management (52.0101)	<11	-	-	-	-	
COMMUNICATION & JOURNALISM						
Radio Broadcasting (09.0701)	<11	-	-	-	-	
FAMILY & CONSUMER SCIENCES						
Child Development (19.0706)	13	85%	\$19,758	60%	\$26,705	
HEALTH PROFESSIONS						
Emergency Medical Technology (51.0904)	16	81%	\$18,022	56%	\$30,491	
Medical Transcription (51.0708)	11	82%	\$16,505	-	-	
MECHANIC & REPAIR TECHNOLOGIES						
Automotive Technology (47.0604)	17	88%	\$16,937	-	-	
Automotive Technology (47.0604)	16	81%	\$17,637	-	-	
Automotive Technology (47.0604)	<11	-	-	-	-	
Automotive Technology (47.0604)	22	73%	\$13,952	-	-	
Collision Repair (47.0603)	<11	-	-	-	-	
Hydraulics/Pneumatics (47.0106)	28	71%	\$18,342	-	-	
Industrial Motors & Controls (47.0105)	24	75%	\$24,897	-	-	
Mechanical Devices (47.0104)	14	86%	\$18,337	-	-	
Metal Repair (47.0603)	<11	-	-	-	-	
Programmable Controls (47.0302)	22	77%	\$30,277	-	-	
Repair of Plastics, Mechanical and Electrical Components (47.0600)	<11	-	-	-	-	
PRECISION PRODUCTION						
MIG Welding (48.0508)	69	84%	\$17,100	-	-	
Pipe Welding (SMAW-Stainless Steel) (48.0599)	16	81%	\$18,580	-	-	
Pipe Welding-GMAW/FCAW (48.0599)	22	77%	\$18,091	-	-	

Full-Time Employment requires Arkansas wages reported in all four quarters of the first year after graduation and total wages of at least minimum wage at 1,560 hours annual. Graduates still enrolled are excluded from Full-Time calculations.

Cossatot Community College of the U A - 2020 Economic Security Report

Certificates of Proficiency	2017 and 2018	2018 and 2019 First Year Employment Reported in Arkansas			
	Graduates	% Employed	Average	% Full-Time	Full-Time Avg.
Pipe Welding-GTAW (48.0599)	20	80%	\$22,367	-	-
Pipe Welding-SMAW (48.0599)	20	80%	\$18,827	-	-
SMAW Welding (48.0508)	82	76%	\$13,522	19%	\$23,236
Tungsten Inert Gas (TIG) Welding (48.0508)	52	79%	\$17,709	-	-

Full-Time Employment requires Arkansas wages reported in all four quarters of the first year after graduation and total wages of at least minimum wage at 1,560 hours annual. Graduates still enrolled are excluded from Full-Time calculations.

Cossatot Community College of the U A - 2020 Economic Security Report

Technical Certificates	2017 and 2018		2018 and 2019 First Year Employment Reported in Arkansas			
	Graduates	% Employed	Average	% Full-Time	Full-Time Avg.	
ALL AREAS OF STUDY	326	76%	\$18,487	28%	\$29,777	
AGRICULTURE						
Agriculture (01.0000)	13	54%	\$11,977	-	-	
BUSINESS, MANAGEMENT & MARKETING						
Accounting (52.0302)	<11	-	-	-	-	
Administrative Assistant (52.0401)	<11	-	-	-	-	
COMMUNICATION & JOURNALISM						
Radio Broadcasting (09.0701)	<11	-	-	-	-	
HEALTH PROFESSIONS						
Health Professions (51.0000)	100	71%	\$17,407	42%	\$23,389	
Medical Assisting (51.0801)	<11	-	-	-	-	
Practical Nursing (51.3901)	49	88%	\$20,526	-	-	
MECHANIC & REPAIR TECHNOLOGIES						
Automotive Service Technology (47.0604)	<11	-	-	-	-	
Collision Repair Technology (47.0603)	<11	-	-	-	-	
Industrial Electricity (47.0101)	20	90%	\$30,125	-	-	
Industrial Technology (47.0303)	18	89%	\$27,621	-	-	
PERSONAL & CULINARY SERVICES						
Cosmetology (12.0401)	20	50%	\$6,729	-	-	
PRECISION PRODUCTION						
Pipe Welding (48.0599)	18	78%	\$21,512	45%	\$31,573	
Welding (48.0508)	49	80%	\$17,244	26%	\$28,881	

Full-Time Employment requires Arkansas wages reported in all four quarters of the first year after graduation and total wages of at least minimum wage at 1,560 hours annual. Graduates still enrolled are excluded from Full-Time calculations.

Cossatot Community College of the U A - 2020 Economic Security Report

Associate Degrees	2017 and 2018		2018 and 2019 First Year Employment Reported in Arkansas			
	Graduates	% Employed	Average	% Full-Time	Full-Time Avg.	
ALL AREAS OF STUDY	340	76%	\$19,087	39%	\$31,471	
AGRICULTURE						
Agriculture (01.0101)	<11	-	-	-	-	
BUSINESS, MANAGEMENT & MARKETING						
Accounting (52.0302)	<11	-	-	-	-	
Business (52.0101)	15	93%	\$18,378	44%	\$23,817	
Business Management (52.0101)	21	86%	\$14,049	32%	\$18,293	
EDUCATION						
Education (13.1202)	31	74%	\$14,061	35%	\$23,147	
Physical Education, Wellness, & Leisure (13.1314)	<11	-	-	-	-	
HEALTH PROFESSIONS						
Medical Assisting (51.0801)	<11	-	-	-	-	
Medical Sciences (51.0000)	<11	-	-	-	-	
Nursing (51.3801)	48	88%	\$28,004	43%	\$39,941	
Occupational Therapy Assistant (51.0803)	26	46%	\$13,398	16%	\$30,804	
LAW ENFORCEMENT & PROTECTIVE SERV.						
Criminal Justice (43.0104)	11	82%	\$19,472	43%	\$31,136	
LIBERAL ARTS & SCI., GEN. STUDIES						
General Education (24.0101)	18	83%	\$16,502	44%	\$29,709	
General Studies (24.0102)	79	70%	\$15,220	31%	\$30,279	
STEM (24.0102)	<11	-	-	-	-	
MULTI/INTERDISCIPLINARY STUDIES						
General Technology (30.9999)	42	83%	\$25,550	52%	\$37,907	
NATURAL RESOURCES & CONSERVATION						
Natural Resources (03.0501)	<11	-	-	-	-	
PSYCHOLOGY						
Psychology (42.0101)	17	71%	\$15,264	67%	\$28,114	

Full-Time Employment requires Arkansas wages reported in all four quarters of the first year after graduation and total wages of at least minimum wage at 1,560 hours annual. Graduates still enrolled are excluded from Full-Time calculations.

East Arkansas Community College - 2020 Economic Security Report

Certificates of Proficiency	2017 and 2018	2018 and 2019 First Year Employment Reported in Arkansas			
	Graduates	% Employed	Average	% Full-Time	Full-Time Avg.
ALL AREAS OF STUDY	85	33%	\$13,713	17%	\$24,914
HEALTH PROFESSIONS					
Emergency Medical Technology (51.0904)	<11	-	-	-	-
Medical Professions Education (51.0000)	<11	-	-	-	-
LAW ENFORCEMENT & PROTECTIVE SERV.					
Criminal Justice (43.0103)	<11	-	-	-	-
MECHANIC & REPAIR TECHNOLOGIES					
Diesel Technology (47.0605)	58	12%	\$15,272	-	-
PRECISION PRODUCTION					
Welding Technology (48.0508)	<11	-	-	-	-

Full-Time Employment requires Arkansas wages reported in all four quarters of the first year after graduation and total wages of at least minimum wage at 1,560 hours annual. Graduates still enrolled are excluded from Full-Time calculations.



East Arkansas Community College - 2020 Economic Security Report

Technical Certificates	2017 and 2018		2018 and 2019 First Year Employment Reported in Arkansas			
	Graduates	% Employed	Average	% Full-Time	Full-Time Avg.	
ALL AREAS OF STUDY	298	55%	\$18,473	4%	\$36,161	
BUSINESS, MANAGEMENT & MARKETING						
Office Technology (52.0408)	12	-	-	-	-	
Word Processing/Desktop Publishing (52.0401)	<11	-	-	-	-	
ENGINEERING TECHNOLOGY						
Drafting & Design (15.1302)	33	-	-	-	-	
HEALTH PROFESSIONS						
Health Professions (51.0000)	59	75%	\$26,913	-	-	
Paramedic (51.0904)	<11	-	-	-	-	
LAW ENFORCEMENT & PROTECTIVE SERV.						
Criminal Justice (43.0107)	<11	-	-	-	-	
LIBERAL ARTS & SCI., GEN. STUDIES						
General Studies (24.0101)	137	78%	\$13,895	-	-	
MECHANIC & REPAIR TECHNOLOGIES						
Diesel Technology (47.0605)	42	-	-	-	-	
PRECISION PRODUCTION						
Welding Technology (48.0508)	<11	-	-	-	-	

Full-Time Employment requires Arkansas wages reported in all four quarters of the first year after graduation and total wages of at least minimum wage at 1,560 hours annual. Graduates still enrolled are excluded from Full-Time calculations.

East Arkansas Community College - 2020 Economic Security Report

Associate Degrees	2017 and 2018		2018 and 2019 First Year Employment Reported in Arkansas			
	Graduates	% Employed	Average	% Full-Time	Full-Time Avg.	
ALL AREAS OF STUDY	207	77%	\$20,157	51%	\$36,424	
BUSINESS, MANAGEMENT & MARKETING						
Administrative Office Technology (52.0401)	<11	-	-	-	-	
Business (52.0101)	<11	-	-	-	-	
Management (52.0201)	<11	-	-	-	-	
EDUCATION						
Education (13.1206)	<11	-	-	-	-	
HEALTH PROFESSIONS						
Medical Assisting Technology (51.0801)	<11	-	-	-	-	
Nursing (51.3801)	28	82%	\$44,005	62%	\$51,872	
Paramedic (51.0904)	<11	-	-	-	-	
Radiologic Technology (51.0907)	<11	-	-	-	-	
LAW ENFORCEMENT & PROTECTIVE SERV.						
Criminal Justice (43.0104)	<11	-	-	-	-	
Criminal Justice (43.0107)	<11	-	-	-	-	
LIBERAL ARTS & SCI., GEN. STUDIES						
General Education (24.0102)	126	75%	\$13,191	43%	\$26,446	
MULTI/INTERDISCIPLINARY STUDIES						
General Technology (30.9999)	<11	-	-	-	-	

Full-Time Employment requires Arkansas wages reported in all four quarters of the first year after graduation and total wages of at least minimum wage at 1,560 hours annual. Graduates still enrolled are excluded from Full-Time calculations.

Henderson State University - 2020 Economic Security Report

Certificates of Proficiency	2017 and 2018		2018 and 2019 First Year Employment Reported in Arkansas			
	Graduates	% Employed	Average	% Full-Time	Full-Time Avg.	
ALL AREAS OF STUDY	12	83%	\$25,200	-	-	
BUSINESS, MANAGEMENT & MARKETING						
Personal Sales (52.1804)	<11	-	-	-	-	
EDUCATION						
English as a Second Language (13.1401)	<11	-	-	-	-	
ENGLISH LANGUAGE & LITERATURE						
Creative Writing (23.1302)	<11	-	-	-	-	
HISTORY						
Museum Studies (54.0105)	<11	-	-	-	-	
LAW ENFORCEMENT & PROTECTIVE SERV.						
Criminal Justice (43.0104)	<11	-	-	-	-	

Associate Degrees	2017 and 2018		2018 and 2019 First Year Employment Reported in Arkansas			
	Graduates	% Employed	Average	% Full-Time	Full-Time Avg.	
ALL AREAS OF STUDY	28	86%	\$15,615	-	-	
HEALTH PROFESSIONS						
Health Science (51.0000)	<11	-	-	-	-	
Health Science (51.3801)	<11	-	-	-	-	
Radiography (51.0911)	14	93%	\$20,013	-	-	

Full-Time Employment requires Arkansas wages reported in all four quarters of the first year after graduation and total wages of at least minimum wage at 1,560 hours annual. Graduates still enrolled are excluded from Full-Time calculations.

Henderson State University - 2020 Economic Security Report

Baccalaureate Degrees	2017 and 2018		2018 and 2019 First Year Employment Reported in Arkansas			
	Graduates	% Employed	Average	% Full-Time	Full-Time Avg.	
ALL AREAS OF STUDY	1,036	77%	\$23,671	45%	\$33,800	
BIOLOGICAL & BIOMEDICAL SCIENCES						
Biology (26.0101)	27	63%	\$14,792	-	-	
BUSINESS, MANAGEMENT & MARKETING						
Accounting (52.0301)	46	80%	\$25,031	54%	\$37,478	
Business Administration (52.0101)	120	74%	\$24,895	44%	\$33,379	
Management Information Systems (52.1201)	<11	-	-	-	-	
COMMUNICATION & JOURNALISM						
Communication (09.0100)	<11	-	-	-	-	
Mass Media Communication (09.0401)	18	72%	\$15,036	35%	\$25,268	
COMPUTER & INFORMATION SCIENCES						
Computer Science (11.0101)	<11	-	-	-	-	
EDUCATION						
Art Education K-12 (13.1302)	<11	-	-	-	-	
Computer Science and Business Technology Education (13.1303)	<11	-	-	-	-	
Early Childhood Education (13.1210)	14	93%	\$21,635	50%	\$29,546	
Educational Studies Elementary (13.1202)	19	95%	\$22,974	-	-	
Educational Studies Middle Level (13.1203)	<11	-	-	-	-	
Elementary Education (13.1202)	48	90%	\$28,556	75%	\$29,414	
Health and Physical Education (13.1314)	35	94%	\$32,505	75%	\$38,065	
Middle Level Education (13.1203)	21	90%	\$25,888	63%	\$34,922	
Social Science (13.1317)	<11	-	-	-	-	
Special Education K-12 (13.1001)	<11	-	-	-	-	
ENGLISH LANGUAGE & LITERATURE						
English (23.0101)	24	79%	\$18,585	47%	\$26,663	
FAMILY & CONSUMER SCIENCES						
Family & Consumer Sciences (19.0101)	35	74%	\$18,935	39%	\$23,747	

Full-Time Employment requires Arkansas wages reported in all four quarters of the first year after graduation and total wages of at least minimum wage at 1,560 hours annual. Graduates still enrolled are excluded from Full-Time calculations.

Henderson State University - 2020 Economic Security Report

Baccalaureate Degrees	2017 and 2018		2018 and 2019 First Year Employment Reported in Arkansas			
	Graduates	% Employed	Average	% Full-Time	Full-Time Avg.	
FOREIGN LANGUAGES & LINGUISTICS						
Spanish (16.0905)	<11	-	-	-	-	
HEALTH PROFESSIONS						
Athletic Training (51.0913)	11	91%	\$18,951	-	-	
Health and Human Performance (51.2299)	<11	-	-	-	-	
Nuclear Medicine Technology (51.0905)	<11	-	-	-	-	
Nursing (51.3801)	51	82%	\$51,293	78%	\$53,148	
Radiography (51.0911)	<11	-	-	-	-	
HISTORY						
History (54.0101)	<11	-	-	-	-	
LAW ENFORCEMENT & PROTECTIVE SERV.						
Criminal Justice (43.0104)	<11	-	-	-	-	
LIBERAL ARTS & SCI., GEN. STUDIES						
Integrated Studies (24.0102)	118	72%	\$21,995	37%	\$29,617	
MATHEMATICS & STATISTICS						
Mathematics (27.0101)	<11	-	-	-	-	
PARKS, RECREATION, LEISURE & FITNESS						
Recreation (31.0301)	58	59%	\$16,072	8%	\$25,858	
PHYSICAL SCIENCES						
Chemistry (40.0501)	<11	-	-	-	-	
Physics (40.0801)	<11	-	-	-	-	
PSYCHOLOGY						
Psychology (42.0101)	24	83%	\$14,799	29%	\$24,197	
Psychology (42.0101)	59	78%	\$14,543	38%	\$21,734	
PUBLIC ADMIN. & SOCIAL SERVICE						
Human Services (44.0701)	61	85%	\$18,640	43%	\$22,937	
Public Administration (44.0401)	<11	-	-	-	-	
Public Administration/Public Management (44.0401)	<11	-	-	-	-	

Full-Time Employment requires Arkansas wages reported in all four quarters of the first year after graduation and total wages of at least minimum wage at 1,560 hours annual. Graduates still enrolled are excluded from Full-Time calculations.

Henderson State University - 2020 Economic Security Report

Baccalaureate Degrees	2017 and 2018		2018 and 2019 First Year Employment Reported in Arkansas			
	Graduates	% Employed	Average	% Full-Time	Full-Time Avg.	
SOCIAL SCIENCES						
Political Science (45.1001)	17	82%	\$13,521	29%	\$26,365	
Sociology (45.1101)	<11	-	-	-	-	
TRANSPORTATION & MATERIALS MOVING						
Aviation (49.0101)	28	75%	\$22,913	43%	\$34,147	
VISUAL & PERFORMING ARTS						
Music (50.0901)	<11	-	-	-	-	
Music (50.0903)	<11	-	-	-	-	
Music, Education K-12 (50.0903)	19	95%	\$27,928	72%	\$33,524	
Studio Art (50.0701)	21	62%	\$15,993	39%	\$23,001	
Theatre Arts (50.0501)	16	63%	\$11,716	25%	\$16,775	

Post-Baccalaureate Certificates	2017 and 2018		2018 and 2019 First Year Employment Reported in Arkansas			
	Graduates	% Employed	Average	% Full-Time	Full-Time Avg.	
ALL AREAS OF STUDY	34	94%	\$53,015	88%	\$57,759	
EDUCATION						
Dyslexia Therapy (13.1012)	<11	-	-	-	-	
Educational Leadership (13.0408)	12	92%	\$58,542	88%	\$62,686	
English as a Second Language (13.1401)	<11	-	-	-	-	
Instructional Facilitator (13.9999)	<11	-	-	-	-	
PSYCHOLOGY						
Developmental Therapy (42.2703)	<11	-	-	-	-	

Full-Time Employment requires Arkansas wages reported in all four quarters of the first year after graduation and total wages of at least minimum wage at 1,560 hours annual. Graduates still enrolled are excluded from Full-Time calculations.

Henderson State University - 2020 Economic Security Report

Master's Degrees	2017 and 2018		2018 and 2019 First Year Employment Reported in Arkansas			
	Graduates	% Employed	Average	% Full-Time	Full-Time Avg.	
ALL AREAS OF STUDY	276	83%	\$36,224	57%	\$41,725	
BUSINESS, MANAGEMENT & MARKETING						
Business Administration (52.0101)	34	76%	\$31,661	42%	\$41,186	
EDUCATION						
Advanced Instructional Studies (13.0301)	25	100%	\$41,013	45%	\$47,277	
Education (13.1299)	31	97%	\$40,254	89%	\$41,501	
Educational Leadership P-12 (13.0408)	35	94%	\$48,002	79%	\$50,382	
Educational Technology Leadership (13.0401)	11	100%	\$50,176	100%	\$53,443	
Instructional Specialist, Special Education (13.1001)	<11	-	-	-	-	
School Counseling K-12 (13.1101)	<11	-	-	-	-	
Special Education K-12 (13.1015)	12	100%	\$38,704	90%	\$42,667	
HEALTH PROFESSIONS						
Clinical Mental Health Counseling (51.1508)	39	90%	\$29,773	45%	\$35,586	
LIBERAL ARTS & SCI., GEN. STUDIES						
Liberal Arts (24.0101)	<11	-	-	-	-	
PARKS, RECREATION, LEISURE & FITNESS						
Sport Administration (31.0504)	48	63%	\$26,315	46%	\$32,455	
PSYCHOLOGY						
Developmental Therapy (42.2703)	22	68%	\$24,377	28%	\$33,780	

Post-Master's Degree Certificates	2017 and 2018		2018 and 2019 First Year Employment Reported in Arkansas			
	Graduates	% Employed	Average	% Full-Time	Full-Time Avg.	
ALL AREAS OF STUDY	23	100%	\$65,524	90%	\$66,769	
EDUCATION						
Educational Leadership (13.0401)	23	100%	\$65,524	90%	\$66,769	

Full-Time Employment requires Arkansas wages reported in all four quarters of the first year after graduation and total wages of at least minimum wage at 1,560 hours annual. Graduates still enrolled are excluded from Full-Time calculations.

National Park College - 2020 Economic Security Report

Certificates of Proficiency	2017 and 2018		2018 and 2019 First Year Employment Reported in Arkansas			
	Graduates	% Employed	Average	% Full-Time	Full-Time Avg.	
ALL AREAS OF STUDY	422	82%	\$17,967	52%	\$24,422	
BUSINESS, MANAGEMENT & MARKETING						
Hospitality Administration (52.0901)	21	81%	\$17,810	60%	\$27,990	
COMPUTER & INFORMATION SCIENCES						
Desktop Publishing Design (11.0801)	37	59%	\$4,274	-	-	
HEALTH PROFESSIONS						
Emergency Medical Technician (51.0904)	34	97%	\$20,760	68%	\$22,971	
LAW ENFORCEMENT & PROTECTIVE SERV.						
Crime Scene Investigation (43.0106)	<11	-	-	-	-	
Criminal Justice (43.0107)	25	80%	\$9,834	-	-	
MECHANIC & REPAIR TECHNOLOGIES						
Automotive Brake Specialist (47.0604)	29	86%	\$15,253	50%	\$21,071	
Automotive Engine Performance Specialist (47.0604)	<11	-	-	-	-	
Automotive Front End Specialist (47.0604)	24	88%	\$15,311	56%	\$23,519	
Automotive Service Technology (47.0604)	<11	-	-	-	-	
Automotive Service/Maintenance (47.0604)	31	87%	\$14,946	53%	\$21,157	
Automotive Tune-up Specialist (47.0604)	23	87%	\$15,280	56%	\$23,519	
Industrial Controls (47.0105)	16	88%	\$30,847	-	-	
Mechanical Systems (47.0303)	24	88%	\$40,195	-	-	
PRECISION PRODUCTION						
GMAW (MIG) Welding (48.0508)	39	85%	\$20,681	71%	\$25,368	
GTAW (TIG) Welding (48.0508)	32	81%	\$19,803	64%	\$23,588	
SMAW Welding (48.0508)	22	77%	\$17,607	63%	\$24,637	
Welding Layout & Fabrication (48.0508)	24	75%	\$17,729	63%	\$23,941	
VISUAL & PERFORMING ARTS						
Advertising and Design (50.0402)	27	81%	\$9,326	-	-	

Full-Time Employment requires Arkansas wages reported in all four quarters of the first year after graduation and total wages of at least minimum wage at 1,560 hours annual. Graduates still enrolled are excluded from Full-Time calculations.

National Park College - 2020 Economic Security Report

Technical Certificates	2017 and 2018		2018 and 2019 First Year Employment Reported in Arkansas			
	Graduates	% Employed	Average	% Full-Time	Full-Time Avg.	
ALL AREAS OF STUDY	301	88%	\$28,481	56%	\$35,338	
BUSINESS, MANAGEMENT & MARKETING						
Accounting Technician (52.0302)	<11	-	-	-	-	
Hospitality & Tourism Administration (52.0901)	13	69%	\$14,725	-	-	
Office Administration (52.0401)	<11	-	-	-	-	
COMPUTER & INFORMATION SCIENCES						
Web Design (11.0801)	<11	-	-	-	-	
FAMILY & CONSUMER SCIENCES						
Early Childhood Education (19.0709)	<11	-	-	-	-	
HEALTH PROFESSIONS						
Allied Health (51.0000)	<11	-	-	-	-	
Allied Health (51.1099)	58	93%	\$22,353	-	-	
Emergency Medical Services-Paramedic (51.0904)	17	100%	\$36,173	-	-	
Phlebotomy (51.1009)	<11	-	-	-	-	
Practical Nursing (51.3901)	60	100%	\$35,018	80%	\$37,517	
Pre-Nursing (51.1105)	44	91%	\$37,549	67%	\$44,027	
Professional Medical Coding (51.0707)	<11	-	-	-	-	
LAW ENFORCEMENT & PROTECTIVE SERV.						
Crime Scene Investigation (43.0106)	<11	-	-	-	-	
LEGAL PROFESSIONS & STUDIES						
Paralegal (22.0302)	<11	-	-	-	-	
LIBERAL ARTS & SCI., GEN. STUDIES						
General Studies (24.0101)	11	64%	\$9,886	-	-	
MECHANIC & REPAIR TECHNOLOGIES						
Aerospace Fabrication & Repair (47.0607)	<11	-	-	-	-	
Automotive Maintenance & Repair (47.0604)	<11	-	-	-	-	
Automotive Service Technology (47.0604)	<11	-	-	-	-	
Industrial Technology (47.0303)	18	89%	\$43,491	75%	\$48,373	

Full-Time Employment requires Arkansas wages reported in all four quarters of the first year after graduation and total wages of at least minimum wage at 1,560 hours annual. Graduates still enrolled are excluded from Full-Time calculations.

National Park College - 2020 Economic Security Report

Technical Certificates	2017 and 2018		2018 and 2019 First Year Employment Reported in Arkansas			
	Graduates	% Employed	Average	% Full-Time	Full-Time Avg.	
Marine Repair Technology (47.0616)	14	79%	\$20,050	50%	\$25,925	
PRECISION PRODUCTION						
Welding Technology (48.0508)	12	58%	\$19,397	44%	\$26,754	
VISUAL & PERFORMING ARTS						
Graphic Design (50.0409)	<11	-	-	-	-	
Photography (50.0605)	<11	-	-	-	-	

Full-Time Employment requires Arkansas wages reported in all four quarters of the first year after graduation and total wages of at least minimum wage at 1,560 hours annual. Graduates still enrolled are excluded from Full-Time calculations.



National Park College - 2020 Economic Security Report

Associate Degrees	2017 and 2018		2018 and 2019 First Year Employment Reported in Arkansas			
	Graduates	% Employed	Average	% Full-Time	Full-Time Avg.	
ALL AREAS OF STUDY	513	84%	\$25,315	56%	\$37,389	
BUSINESS, MANAGEMENT & MARKETING						
Accounting (52.0302)	<11	-	-	-	-	
Business (52.0101)	23	96%	\$23,169	30%	\$34,158	
Business Information Systems (52.1301)	<11	-	-	-	-	
Business Management (52.0201)	<11	-	-	-	-	
Hospitality & Tourism Administration (52.0901)	<11	-	-	-	-	
COMPUTER & INFORMATION SCIENCES						
Computer Information Systems (11.0101)	14	100%	\$22,864	55%	\$32,183	
EDUCATION						
Education (13.1203)	23	78%	\$9,156	-	-	
ENGINEERING						
Engineering (14.0101)	<11	-	-	-	-	
FAMILY & CONSUMER SCIENCES						
Early Childcare Education (19.0708)	<11	-	-	-	-	
HEALTH PROFESSIONS						
Emergency Medical Services-Paramedic (51.0904)	<11	-	-	-	-	
Health Information Technology (51.0707)	11	91%	\$25,752	67%	\$30,293	
Medical Laboratory Technology (51.1004)	<11	-	-	-	-	
Medical Laboratory Technology (51.1004)	<11	-	-	-	-	
Radiologic Technology (51.0907)	<11	-	-	-	-	
Radiologic Technology (51.0911)	<11	-	-	-	-	
Registered Nursing (51.3801)	96	95%	\$47,982	83%	\$50,547	
Respiratory Care (51.0908)	15	100%	\$31,894	86%	\$32,453	
LAW ENFORCEMENT & PROTECTIVE SERV.						
Criminal Justice (43.0107)	19	84%	\$19,235	44%	\$30,671	
LIBERAL ARTS & SCI., GEN. STUDIES						
General Education (24.0102)	208	75%	\$16,141	38%	\$27,417	

Full-Time Employment requires Arkansas wages reported in all four quarters of the first year after graduation and total wages of at least minimum wage at 1,560 hours annual. Graduates still enrolled are excluded from Full-Time calculations.

National Park College - 2020 Economic Security Report

Associate Degrees	2017 and 2018	2018 and 2019 First Year Employment Reported in Arkansas			
	Graduates	% Employed	Average	% Full-Time	Full-Time Avg.
Liberal Arts and Sciences (24.0101)	<11	-	-	-	-
Liberal Studies (24.0101)	20	80%	\$15,342	-	-
MULTI/INTERDISCIPLINARY STUDIES					
General Technology (30.9999)	<11	-	-	-	-
VISUAL & PERFORMING ARTS					
Visual & Media Arts (50.0402)	15	73%	\$13,931	50%	\$19,896

Full-Time Employment requires Arkansas wages reported in all four quarters of the first year after graduation and total wages of at least minimum wage at 1,560 hours annual. Graduates still enrolled are excluded from Full-Time calculations.



North Arkansas College - 2020 Economic Security Report

Certificates of Proficiency	2017 and 2018		2018 and 2019 First Year Employment Reported in Arkansas			
	Graduates	% Employed	Average	% Full-Time	Full-Time Avg.	
ALL AREAS OF STUDY	425	73%	\$16,036	38%	\$32,199	
BASIC SKILLS & DEVELOPMENTAL						
Workforce Technology (32.0111)	51	73%	\$15,119	-	-	
COMPUTER & INFORMATION SCIENCES						
Network/Systems Administration (11.0901)	11	73%	\$14,198	-	-	
CONSTRUCTION TRADES						
Construction Technology (46.0000)	27	67%	\$12,034	38%	\$34,123	
ENGINEERING TECHNOLOGY						
Computer-Aided Design (15.1301)	<11	-	-	-	-	
Engineering Technology (15.0303)	<11	-	-	-	-	
Industrial Electronics Technician (15.0303)	<11	-	-	-	-	
HEALTH PROFESSIONS						
Administrative Medical Assistant (51.0710)	<11	-	-	-	-	
Clinical Medical Assistant (51.0802)	<11	-	-	-	-	
Emergency Medical Technician (51.0904)	42	86%	\$15,398	50%	\$38,164	
Nursing Assistant (51.3902)	72	72%	\$10,694	18%	\$14,252	
Phlebotomy Technician (51.1009)	<11	-	-	-	-	
Pre-Allied Health (51.0000)	26	85%	\$17,672	-	-	
MECHANIC & REPAIR TECHNOLOGIES						
Climate Control/Manual Drive Trains Technology (47.0604)	<11	-	-	-	-	
Collision Repair Technology (47.0603)	<11	-	-	-	-	
Gas Engine Repair & Brake Technology (47.0604)	32	72%	\$10,693	-	-	
Heating, Ventilation & Air Conditioning (47.0201)	15	73%	\$17,823	-	-	
PRECISION PRODUCTION						
Certification Welding (48.0508)	<11	-	-	-	-	
Gas Metal Arc Welding (GMAW) (48.0508)	<11	-	-	-	-	
Manufacturing Technology (48.0501)	<11	-	-	-	-	
Shielded Metal Arc Welding (SMAW) (48.0508)	17	76%	\$15,836	56%	\$26,511	

Full-Time Employment requires Arkansas wages reported in all four quarters of the first year after graduation and total wages of at least minimum wage at 1,560 hours annual. Graduates still enrolled are excluded from Full-Time calculations.

North Arkansas College - 2020 Economic Security Report

Certificates of Proficiency	2017 and 2018	2018 and 2019 First Year Employment Reported in Arkansas			
	Graduates	% Employed	Average	% Full-Time	Full-Time Avg.
Welding Applications and Procedures (48.0508)	38	58%	\$15,607	25%	\$36,213
TRANSPORTATION & MATERIALS MOVING					
Construction Equipment Operation (49.0202)	18	67%	\$12,059	-	-
Truck Driving (49.0205)	19	63%	\$36,255	42%	\$40,571

Full-Time Employment requires Arkansas wages reported in all four quarters of the first year after graduation and total wages of at least minimum wage at 1,560 hours annual. Graduates still enrolled are excluded from Full-Time calculations.



North Arkansas College - 2020 Economic Security Report

Technical Certificates	2017 and 2018		2018 and 2019 First Year Employment Reported in Arkansas			
	Graduates	% Employed	Average	% Full-Time	Full-Time Avg.	
ALL AREAS OF STUDY	346	77%	\$20,281	42%	\$31,790	
BUSINESS, MANAGEMENT & MARKETING						
Accounting (52.0301)	16	69%	\$15,864	43%	\$20,387	
Office Management (52.0401)	<11	-	-	-	-	
Small Business Management (52.0703)	16	75%	\$15,507	-	-	
COMPUTER & INFORMATION SCIENCES						
Network/Systems Administration (11.0901)	<11	-	-	-	-	
CONSTRUCTION TRADES						
Construction Technology (46.0000)	22	68%	\$17,473	30%	\$20,477	
HEALTH PROFESSIONS						
Medical Assistant (51.0801)	<11	-	-	-	-	
Paramedic (51.0904)	<11	-	-	-	-	
Practical Nursing (51.3901)	58	86%	\$25,191	45%	\$29,312	
Pre-Allied Health (51.0000)	84	73%	\$16,087	33%	\$27,697	
Surgical Technology (51.0909)	12	100%	\$29,899	57%	\$45,933	
LAW ENFORCEMENT & PROTECTIVE SERV.						
Crime Scene Investigation (43.0106)	<11	-	-	-	-	
LIBERAL ARTS & SCI., GEN. STUDIES						
General Studies (24.0101)	48	75%	\$14,585	-	-	
MECHANIC & REPAIR TECHNOLOGIES						
Automotive Service Technology (47.0604)	<11	-	-	-	-	
Collision Repair Technology (47.0603)	<11	-	-	-	-	
Heating, Ventilation, & Air Conditioning (47.0201)	12	67%	\$22,390	67%	\$27,407	
PRECISION PRODUCTION						
Manufacturing Technology (48.0501)	12	92%	\$37,956	70%	\$46,565	
Welding Technology (48.0508)	<11	-	-	-	-	
TRANSPORTATION & MATERIALS MOVING						
Construction Equipment Operation (49.0202)	15	53%	\$22,119	44%	\$29,525	

Full-Time Employment requires Arkansas wages reported in all four quarters of the first year after graduation and total wages of at least minimum wage at 1,560 hours annual. Graduates still enrolled are excluded from Full-Time calculations.

North Arkansas College - 2020 Economic Security Report

Associate Degrees	2017 and 2018		2018 and 2019 First Year Employment Reported in Arkansas			
	Graduates	% Employed	Average	% Full-Time	Full-Time Avg.	
ALL AREAS OF STUDY	573	76%	\$21,692	46%	\$35,285	
AGRICULTURE						
Agriculture (01.0000)	<11	-	-	-	-	
BUSINESS, MANAGEMENT & MARKETING						
Business (52.0101)	24	83%	\$19,680	38%	\$61,027	
Business Administration (52.0101)	45	78%	\$28,789	58%	\$33,086	
COMPUTER & INFORMATION SCIENCES						
Information Technology (11.0101)	19	89%	\$16,306	47%	\$26,653	
ENGINEERING						
Pre-Engineering (14.0101)	<11	-	-	-	-	
ENGINEERING TECHNOLOGY						
Automation & Systems Integration Technology (15.0303)	<11	-	-	-	-	
Industrial Electronic Technician (15.0303)	<11	-	-	-	-	
HEALTH PROFESSIONS						
Medical Laboratory Technology (51.1004)	<11	-	-	-	-	
Paramedic (51.0904)	<11	-	-	-	-	
Radiologic Technology (51.0907)	25	72%	\$28,573	55%	\$34,004	
Registered Nursing (51.3801)	74	77%	\$43,614	63%	\$46,637	
Surgical Technology (51.0909)	<11	-	-	-	-	
LAW ENFORCEMENT & PROTECTIVE SERV.						
Crime Scene Investigation (43.0106)	<11	-	-	-	-	
Criminal Justice (43.0103)	<11	-	-	-	-	
LIBERAL ARTS & SCI., GEN. STUDIES						
Education (24.0101)	20	80%	\$8,509	-	-	
General Education (24.0101)	178	70%	\$12,369	28%	\$25,652	
General Studies (24.0102)	122	76%	\$20,031	42%	\$33,599	
MULTI/INTERDISCIPLINARY STUDIES						
General Technology (30.9999)	15	53%	\$23,910	42%	\$25,295	

Full-Time Employment requires Arkansas wages reported in all four quarters of the first year after graduation and total wages of at least minimum wage at 1,560 hours annual. Graduates still enrolled are excluded from Full-Time calculations.

North Arkansas College - 2020 Economic Security Report

Associate Degrees

	2017 and 2018	2018 and 2019 First Year Employment Reported in Arkansas			
	Graduates	% Employed	Average	% Full-Time	Full-Time Avg.

SOCIAL SCIENCES

Criminal Justice (45.0401)	<11	-	-	-	-
----------------------------	-----	---	---	---	---

Full-Time Employment requires Arkansas wages reported in all four quarters of the first year after graduation and total wages of at least minimum wage at 1,560 hours annual. Graduates still enrolled are excluded from Full-Time calculations.

Northwest Arkansas Community College - 2020 Economic Security Report

Certificates of Proficiency	2017 and 2018		2018 and 2019 First Year Employment Reported in Arkansas			
	Graduates	% Employed	Average	% Full-Time	Full-Time Avg.	
ALL AREAS OF STUDY	382	85%	\$25,705	56%	\$30,402	
BASIC SKILLS & DEVELOPMENTAL						
Workforce Readiness (32.0107)	15	93%	\$29,854	-	-	
BUSINESS, MANAGEMENT & MARKETING						
Hospitality Management (52.0901)	<11	-	-	-	-	
COMPUTER & INFORMATION SCIENCES						
Networking (11.0101)	<11	-	-	-	-	
ENGINEERING TECHNOLOGY						
Computer-Assisted Drafting & Design: Architecture (15.1301)	<11	-	-	-	-	
Computer-Assisted Drafting & Design: Engineering (15.1301)	<11	-	-	-	-	
Construction Technology (15.1001)	<11	-	-	-	-	
Electronics Technology (15.0303)	<11	-	-	-	-	
Safety & Health (15.0507)	<11	-	-	-	-	
FAMILY & CONSUMER SCIENCES						
Child Advocacy Studies (CAST) (19.0708)	13	77%	\$15,585	-	-	
Child Development Associate (19.0706)	12	92%	\$16,682	100%	\$17,497	
HEALTH PROFESSIONS						
Dental Assistant (51.0601)	13	92%	\$10,209	-	-	
Emergency Medical Technology (51.0904)	<11	-	-	-	-	
Nursing Assistant (51.3902)	30	83%	\$17,773	-	-	
Pre-Health Sciences (51.0000)	148	82%	\$28,722	60%	\$25,348	
LAW ENFORCEMENT & PROTECTIVE SERV.						
Crime Scene Investigation (43.0106)	<11	-	-	-	-	
Criminal Justice (43.0107)	<11	-	-	-	-	
Forensic Science (43.0106)	<11	-	-	-	-	
Law Enforcement (43.0107)	17	94%	\$14,196	75%	\$20,417	
Law Enforcement Administration (43.0103)	<11	-	-	-	-	

Full-Time Employment requires Arkansas wages reported in all four quarters of the first year after graduation and total wages of at least minimum wage at 1,560 hours annual. Graduates still enrolled are excluded from Full-Time calculations.

Northwest Arkansas Community College - 2020 Economic Security Report

Certificates of Proficiency	2017 and 2018	2018 and 2019 First Year Employment Reported in Arkansas			
	Graduates	% Employed	Average	% Full-Time	Full-Time Avg.
MECHANIC & REPAIR TECHNOLOGIES					
HVAC Apprentice (47.0201)	<11	-	-	-	-
NATURAL RESOURCES & CONSERVATION					
Environmental Management / GIS Technician (03.0104)	13	92%	\$33,456	-	-
PERSONAL & CULINARY SERVICES					
Baking and Pastry Arts (12.0501)	17	76%	\$19,318	-	-
Culinary Arts (12.0503)	20	95%	\$22,801	75%	\$29,333
VISUAL & PERFORMING ARTS					
Cinematic Studies (50.0409)	<11	-	-	-	-
Graphic Design (50.0409)	20	75%	\$19,296	-	-

Full-Time Employment requires Arkansas wages reported in all four quarters of the first year after graduation and total wages of at least minimum wage at 1,560 hours annual. Graduates still enrolled are excluded from Full-Time calculations.

Northwest Arkansas Community College - 2020 Economic Security Report

Technical Certificates	2017 and 2018		2018 and 2019 First Year Employment Reported in Arkansas			
	Graduates	% Employed	Average	% Full-Time	Full-Time Avg.	
ALL AREAS OF STUDY	380	80%	\$28,348	70%	\$39,909	
BUSINESS, MANAGEMENT & MARKETING						
Accounting Technology (52.0302)	11	91%	\$24,209	-	-	
Entrepreneurship (52.0701)	<11	-	-	-	-	
General Business (52.0101)	14	86%	\$26,823	-	-	
Hospitality Management (52.0901)	<11	-	-	-	-	
Logistics Management (52.0203)	<11	-	-	-	-	
Retail Management (52.1803)	<11	-	-	-	-	
COMPUTER & INFORMATION SCIENCES						
Networking (11.0101)	<11	-	-	-	-	
ENGINEERING TECHNOLOGY						
Architectural Design (15.1301)	<11	-	-	-	-	
Civil/Landscape Design (15.1301)	<11	-	-	-	-	
Construction Technology (15.1001)	<11	-	-	-	-	
Environmental Regulatory Sciences (15.0507)	<11	-	-	-	-	
Mechanical Design (15.1301)	<11	-	-	-	-	
FAMILY & CONSUMER SCIENCES						
Child Advocacy Studies (CAST) (19.0708)	<11	-	-	-	-	
HEALTH PROFESSIONS						
Dental Assisting (51.0601)	15	93%	\$24,529	100%	\$25,600	
Emergency Medical Technology (51.0904)	33	97%	\$53,149	82%	\$58,239	
Health Information Management (51.0707)	26	81%	\$29,876	-	-	
LAW ENFORCEMENT & PROTECTIVE SERV.						
Criminal Justice (43.0107)	<11	-	-	-	-	
LIBERAL ARTS & SCI., GEN. STUDIES						
General Studies (24.0101)	166	74%	\$21,067	48%	\$35,714	
NATURAL RESOURCES & CONSERVATION						
Environmental Management & Regulatory Science (03.0104)	13	69%	\$36,390	67%	\$40,772	

Full-Time Employment requires Arkansas wages reported in all four quarters of the first year after graduation and total wages of at least minimum wage at 1,560 hours annual. Graduates still enrolled are excluded from Full-Time calculations.

Northwest Arkansas Community College - 2020 Economic Security Report

Technical Certificates	2017 and 2018	2018 and 2019 First Year Employment Reported in Arkansas			
	Graduates	% Employed	Average	% Full-Time	Full-Time Avg.
PERSONAL & CULINARY SERVICES					
Baking Arts (12.0501)	12	75%	\$20,660	-	-
Culinary Arts (12.0503)	18	89%	\$22,857	-	-
VISUAL & PERFORMING ARTS					
Graphic Design (50.0409)	11	64%	\$19,139	-	-

Full-Time Employment requires Arkansas wages reported in all four quarters of the first year after graduation and total wages of at least minimum wage at 1,560 hours annual. Graduates still enrolled are excluded from Full-Time calculations.



Northwest Arkansas Community College - 2020 Economic Security Report

Associate Degrees	2017 and 2018		2018 and 2019 First Year Employment Reported in Arkansas			
	Graduates	% Employed	Average	% Full-Time	Full-Time Avg.	
ALL AREAS OF STUDY	1,701	81%	\$24,332	50%	\$38,086	
AGRICULTURE						
Agricultural, Food, & Life Sciences (01.0000)	11	100%	\$16,626	-	-	
Agricultural, Food, & Life Sciences (01.9999)	<11	-	-	-	-	
BUSINESS, MANAGEMENT & MARKETING						
Business (52.0101)	60	67%	\$27,900	50%	\$36,690	
Business Administration (52.0201)	184	75%	\$22,344	48%	\$37,087	
Business Management (52.0201)	46	83%	\$28,572	61%	\$34,983	
COMPUTER & INFORMATION SCIENCES						
Computer Information Systems (11.0101)	26	92%	\$32,396	67%	\$35,456	
EDUCATION						
Early Childhood Education (Birth to Pre-K credential) (13.1210)	15	87%	\$19,258	58%	\$24,206	
ENGINEERING TECHNOLOGY						
Computer-Aided Design (CAD) (15.1301)	12	100%	\$31,233	55%	\$34,054	
Construction Technology (15.1001)	<11	-	-	-	-	
Electronics Technology (15.0303)	<11	-	-	-	-	
Environmental Regulatory Science (15.0507)	11	64%	\$36,359	40%	\$48,650	
HEALTH PROFESSIONS						
Emergency Medical Technology (51.0904)	18	100%	\$57,876	93%	\$59,086	
Health Information Management (51.0707)	24	79%	\$29,932	61%	\$36,200	
Nursing (51.3801)	128	93%	\$43,436	50%	\$51,353	
Physical Therapist Assistant (51.0806)	24	92%	\$29,809	-	-	
Respiratory Therapy (51.0908)	19	89%	\$48,715	84%	\$49,872	
LAW ENFORCEMENT & PROTECTIVE SERV.						
Criminal Justice (43.0104)	19	79%	\$29,561	71%	\$33,265	
Fire Science Administration & Technology (43.0202)	14	100%	\$33,090	44%	\$48,320	
Homeland Security & Emergency Management (43.9999)	<11	-	-	-	-	

Full-Time Employment requires Arkansas wages reported in all four quarters of the first year after graduation and total wages of at least minimum wage at 1,560 hours annual. Graduates still enrolled are excluded from Full-Time calculations.

Northwest Arkansas Community College - 2020 Economic Security Report

Associate Degrees	2017 and 2018	2018 and 2019 First Year Employment Reported in Arkansas			
	Graduates	% Employed	Average	% Full-Time	Full-Time Avg.
LEGAL PROFESSIONS & STUDIES					
Legal Assistant/Paralegal Studies (22.0302)	19	79%	\$23,508	44%	\$35,316
LIBERAL ARTS & SCI., GEN. STUDIES					
General Education (24.0101)	406	83%	\$19,477	44%	\$35,659
General Studies (24.0102)	49	78%	\$22,900	54%	\$34,510
Liberal Arts & Sciences (24.0101)	530	81%	\$18,944	49%	\$32,363
PERSONAL & CULINARY SERVICES					
Food Studies (12.0500)	25	76%	\$22,903	52%	\$29,723
Food Studies (12.0503)	<11	-	-	-	-
VISUAL & PERFORMING ARTS					
Fine Arts (50.0101)	<11	-	-	-	-
Graphic Design (50.0402)	28	61%	\$22,285	50%	\$27,379

Full-Time Employment requires Arkansas wages reported in all four quarters of the first year after graduation and total wages of at least minimum wage at 1,560 hours annual. Graduates still enrolled are excluded from Full-Time calculations.

Northwest Tech Institute - 2020 Economic Security Report

Technical Certificates	2017 and 2018		2018 and 2019 First Year Employment Reported in Arkansas			
	Graduates	% Employed	Average	% Full-Time	Full-Time Avg.	
ALL AREAS OF STUDY	258	83%	\$30,549	67%	\$34,159	
COMPUTER & INFORMATION SCIENCES						
Information Systems (11.0501)	28	82%	\$17,146	36%	\$24,273	
ENGINEERING TECHNOLOGY						
Ammonia Refrigeration Maintenance Technology (15.0501)	17	59%	\$37,163	53%	\$40,846	
Electronics Technology (15.0303)	15	53%	\$38,452	44%	\$36,746	
HEALTH PROFESSIONS						
Practical Nursing (51.3999)	87	95%	\$33,560	78%	\$36,499	
Surgical Technology (51.0909)	35	77%	\$33,823	71%	\$36,072	
MECHANIC & REPAIR TECHNOLOGIES						
Automotive Service Technology (47.0604)	30	90%	\$24,222	77%	\$26,124	
Industrial Maintenance Technology (47.0303)	<11	-	-	-	-	
Medium and Heavy Truck Technology Diesel (47.0605)	16	75%	\$32,974	75%	\$32,974	
PRECISION PRODUCTION						
Welding Technology (48.0508)	22	95%	\$28,555	73%	\$35,792	

Full-Time Employment requires Arkansas wages reported in all four quarters of the first year after graduation and total wages of at least minimum wage at 1,560 hours annual. Graduates still enrolled are excluded from Full-Time calculations.

Ozarka College - 2020 Economic Security Report

Certificates of Proficiency	2017 and 2018	2018 and 2019 First Year Employment Reported in Arkansas			
	Graduates	% Employed	Average	% Full-Time	Full-Time Avg.
ALL AREAS OF STUDY	424	81%	\$12,328	38%	\$21,846
AGRICULTURE					
Agribusiness/Agricultural Business Operations (01.0102)	<11	-	-	-	-
BUSINESS, MANAGEMENT & MARKETING					
Accounting (52.0302)	<11	-	-	-	-
Administrative Assistant and Secretarial Science, General (52.0401)	<11	-	-	-	-
Business Management (52.9999)	<11	-	-	-	-
COMPUTER & INFORMATION SCIENCES					
Information Science Technology (11.0401)	<11	-	-	-	-
Internet Design Concepts (11.0401)	<11	-	-	-	-
FAMILY & CONSUMER SCIENCES					
Early Childhood Development (19.0706)	24	83%	\$14,759	43%	\$17,479
HEALTH PROFESSIONS					
Emergency Medical Technology (51.0904)	28	93%	\$14,905	44%	\$26,236
Medical Office Administration (51.0705)	<11	-	-	-	-
Nursing Assistant (51.3902)	246	83%	\$10,916	26%	\$19,166
Pre-Health Sciences (51.0000)	73	79%	\$13,150	62%	\$24,709
LAW ENFORCEMENT & PROTECTIVE SERV.					
Corrections & Criminal Justice (43.0199)	12	58%	\$22,184	-	-
Criminology (43.0104)	<11	-	-	-	-
MECHANIC & REPAIR TECHNOLOGIES					
Electrical/Electronic Systems Troubleshooting (47.0604)	13	100%	\$13,486	-	-
PERSONAL & CULINARY SERVICES					
Hospitality Management (12.0599)	<11	-	-	-	-

Full-Time Employment requires Arkansas wages reported in all four quarters of the first year after graduation and total wages of at least minimum wage at 1,560 hours annual. Graduates still enrolled are excluded from Full-Time calculations.

Ozarka College - 2020 Economic Security Report

Technical Certificates	2017 and 2018		2018 and 2019 First Year Employment Reported in Arkansas			
	Graduates	% Employed	Average	% Full-Time	Full-Time Avg.	
ALL AREAS OF STUDY	197	89%	\$22,125	67%	\$25,838	
BUSINESS, MANAGEMENT & MARKETING						
Administrative Assistant and Secretarial Science, General (52.0401)	<11	-	-	-	-	
COMPUTER & INFORMATION SCIENCES						
Information Science Technology (11.0401)	<11	-	-	-	-	
FAMILY & CONSUMER SCIENCES						
Early Childhood Education (19.0706)	<11	-	-	-	-	
HEALTH PROFESSIONS						
Health Information Technology (51.0707)	<11	-	-	-	-	
Health Professions (51.0000)	<11	-	-	-	-	
Practical Nursing (51.3901)	154	92%	\$23,969	68%	\$26,369	
MECHANIC & REPAIR TECHNOLOGIES						
Automotive Performance and Suspension Systems (47.0604)	<11	-	-	-	-	
Automotive Service Technology (47.0604)	<11	-	-	-	-	
PERSONAL & CULINARY SERVICES						
Culinary Arts (12.0503)	<11	-	-	-	-	

Full-Time Employment requires Arkansas wages reported in all four quarters of the first year after graduation and total wages of at least minimum wage at 1,560 hours annual. Graduates still enrolled are excluded from Full-Time calculations.

Ozarka College - 2020 Economic Security Report

Associate Degrees	2017 and 2018		2018 and 2019 First Year Employment Reported in Arkansas			
	Graduates	% Employed	Average	% Full-Time	Full-Time Avg.	
ALL AREAS OF STUDY	317	79%	\$24,744	56%	\$35,488	
BUSINESS, MANAGEMENT & MARKETING						
Business (52.0101)	15	80%	\$20,914	71%	\$24,515	
Business Technology (52.0401)	15	40%	\$14,067	-	-	
EDUCATION						
Education (13.1203)	32	78%	\$12,072	67%	\$17,283	
HEALTH PROFESSIONS						
Health Information Technology (51.0707)	17	88%	\$19,668	62%	\$19,152	
Nursing (51.3801)	89	91%	\$42,608	76%	\$45,775	
LAW ENFORCEMENT & PROTECTIVE SERV.						
Criminal Justice & Corrections (43.0104)	<11	-	-	-	-	
LIBERAL ARTS & SCI., GEN. STUDIES						
General Education (24.0101)	77	75%	\$14,584	42%	\$20,615	
MECHANIC & REPAIR TECHNOLOGIES						
Automotive Service Technology (47.0604)	<11	-	-	-	-	
MULTI/INTERDISCIPLINARY STUDIES						
General Technology (30.9999)	27	56%	\$19,218	-	-	
PERSONAL & CULINARY SERVICES						
Culinary Arts/Hospitality (12.0599)	<11	-	-	-	-	
PUBLIC ADMIN. & SOCIAL SERVICE						
Human Services (44.0000)	18	89%	\$16,721	63%	\$23,784	
TRANSPORTATION & MATERIALS MOVING						
Aviation-Professional Pilot (49.0102)	<11	-	-	-	-	

Full-Time Employment requires Arkansas wages reported in all four quarters of the first year after graduation and total wages of at least minimum wage at 1,560 hours annual. Graduates still enrolled are excluded from Full-Time calculations.

Phillips Community College of the U A - 2020 Economic Security Report

Certificates of Proficiency	2017 and 2018		2018 and 2019 First Year Employment Reported in Arkansas			
	Graduates	% Employed	Average	% Full-Time	Full-Time Avg.	
ALL AREAS OF STUDY	454	75%	\$11,787	29%	\$24,058	
AGRICULTURE						
Agricultural Mechanics & Equipment Technology (01.0205)	13	69%	\$10,813	-	-	
BUSINESS, MANAGEMENT & MARKETING						
Business (52.1801)	16	88%	\$10,814	-	-	
Maintaining & Managing Personal Computers (52.1201)	16	81%	\$11,386	-	-	
COMMUNICATIONS TECHNOLOGY						
Computer Art & Design (10.0305)	<11	-	-	-	-	
Graphic Communications (10.0305)	<11	-	-	-	-	
COMPUTER & INFORMATION SCIENCES						
Microsoft Operating Systems Desktop Support (11.0901)	<11	-	-	-	-	
ENGINEERING TECHNOLOGY						
Advanced Manufacturing Technology (15.0613)	18	61%	\$8,400	-	-	
Renewable Energy Technology (15.0613)	20	60%	\$14,768	33%	\$27,186	
FAMILY & CONSUMER SCIENCES						
Child Development (19.0709)	30	83%	\$12,792	-	-	
HEALTH PROFESSIONS						
Medical Coding (51.0707)	11	82%	\$10,869	-	-	
Medical Professions Education (51.0000)	95	65%	\$5,149	-	-	
Nurse Assistant (51.3902)	19	74%	\$8,498	-	-	
LAW ENFORCEMENT & PROTECTIVE SERV.						
Law Enforcement (43.0103)	47	77%	\$9,504	-	-	
PRECISION PRODUCTION						
General Welding Techniques (48.0508)	50	76%	\$15,226	38%	\$19,111	
Inert Gas Welding (48.0508)	32	84%	\$17,381	-	-	
Mild Steel Welding (48.0508)	58	76%	\$17,768	59%	\$28,127	
TRANSPORTATION & MATERIALS MOVING						
CDL/Truck Driving (49.0205)	11	91%	\$15,474	44%	\$25,345	

Full-Time Employment requires Arkansas wages reported in all four quarters of the first year after graduation and total wages of at least minimum wage at 1,560 hours annual. Graduates still enrolled are excluded from Full-Time calculations.

Phillips Community College of the U A - 2020 Economic Security Report

Technical Certificates	2017 and 2018		2018 and 2019 First Year Employment Reported in Arkansas			
	Graduates	% Employed	Average	% Full-Time	Full-Time Avg.	
ALL AREAS OF STUDY	120	74%	\$15,537	46%	\$23,094	
EDUCATION						
Early Childhood Education (13.1210)	27	78%	\$11,881	-	-	
ENGINEERING TECHNOLOGY						
Advanced Manufacturing Technology (15.0613)	<11	-	-	-	-	
HEALTH PROFESSIONS						
Phlebotomy (51.1009)	23	65%	\$14,057	50%	\$19,796	
Practical Nursing (51.3901)	14	43%	\$37,289	33%	\$35,635	
LIBERAL ARTS & SCI., GEN. STUDIES						
General Studies (24.0101)	15	80%	\$10,710	-	-	
PERSONAL & CULINARY SERVICES						
Cosmetology (12.0401)	11	64%	\$6,175	-	-	
PRECISION PRODUCTION						
Welding (48.0508)	26	96%	\$18,069	63%	\$22,211	
PUBLIC ADMIN. & SOCIAL SERVICE						
Behavioral Health Technology (44.0701)	<11	-	-	-	-	

Full-Time Employment requires Arkansas wages reported in all four quarters of the first year after graduation and total wages of at least minimum wage at 1,560 hours annual. Graduates still enrolled are excluded from Full-Time calculations.

Phillips Community College of the U A - 2020 Economic Security Report

Associate Degrees	2017 and 2018		2018 and 2019 First Year Employment Reported in Arkansas			
	Graduates	% Employed	Average	% Full-Time	Full-Time Avg.	
ALL AREAS OF STUDY	253	81%	\$20,127	46%	\$31,859	
BUSINESS, MANAGEMENT & MARKETING						
Business Management (52.0201)	<11	-	-	-	-	
Information Systems Technology (52.1201)	<11	-	-	-	-	
Office Technology (52.0401)	14	79%	\$16,573	38%	\$19,347	
COMMUNICATIONS TECHNOLOGY						
Graphic Communications (10.0306)	<11	-	-	-	-	
COMPUTER & INFORMATION SCIENCES						
Information Systems Technology (11.0101)	<11	-	-	-	-	
EDUCATION						
Early Childhood Education (13.1210)	12	83%	\$13,258	38%	\$16,957	
ENGINEERING TECHNOLOGY						
General Technology (15.0612)	<11	-	-	-	-	
HEALTH PROFESSIONS						
Health Sciences (51.2212)	13	62%	\$17,123	-	-	
Medical Laboratory Technology (51.1004)	13	85%	\$25,157	50%	\$31,265	
Nursing (51.3801)	29	83%	\$46,930	67%	\$49,844	
LAW ENFORCEMENT & PROTECTIVE SERV.						
Criminal Justice (43.0104)	<11	-	-	-	-	
LIBERAL ARTS & SCI., GEN. STUDIES						
General Education (24.0101)	<11	-	-	-	-	
General Education (24.0101)	124	82%	\$16,703	44%	\$26,598	
PUBLIC ADMIN. & SOCIAL SERVICE						
Behavioral Health Technology (44.0701)	15	67%	\$11,594	-	-	

Full-Time Employment requires Arkansas wages reported in all four quarters of the first year after graduation and total wages of at least minimum wage at 1,560 hours annual. Graduates still enrolled are excluded from Full-Time calculations.

South Arkansas Community College - 2020 Economic Security Report

Certificates of Proficiency	2017 and 2018		2018 and 2019 First Year Employment Reported in Arkansas			
	Graduates	% Employed	Average	% Full-Time	Full-Time Avg.	
ALL AREAS OF STUDY	434	76%	\$15,157	28%	\$30,323	
BUSINESS, MANAGEMENT & MARKETING						
Office Occupations (52.0401)	<11	-	-	-	-	
COMPUTER & INFORMATION SCIENCES						
Networking (11.0801)	<11	-	-	-	-	
Support Specialist (11.0801)	16	63%	\$13,153	-	-	
EDUCATION						
Early Childhood Education (13.1210)	<11	-	-	-	-	
ENGINEERING TECHNOLOGY						
Industrial Technology: Mechatronics (15.0612)	20	100%	\$21,237	-	-	
HEALTH PROFESSIONS						
Emergency Medical Technician (51.0904)	31	90%	\$22,486	41%	\$31,121	
Medical Coding (51.0707)	16	56%	\$24,802	-	-	
Nursing Assistant (51.3902)	<11	-	-	-	-	
Phlebotomy (51.1009)	<11	-	-	-	-	
Phlebotomy & EKG (51.1009)	<11	-	-	-	-	
LAW ENFORCEMENT & PROTECTIVE SERV.						
Criminal Justice (43.0107)	20	85%	\$9,234	-	-	
Law Enforcement (43.0107)	14	79%	\$7,798	-	-	
MECHANIC & REPAIR TECHNOLOGIES						
Automotive Diagnostics (47.0604)	17	76%	\$18,734	33%	\$32,165	
Basic Auto Maintenance (47.0604)	28	64%	\$16,964	-	-	
PERSONAL & CULINARY SERVICES						
Hair Care (12.0401)	35	51%	\$4,391	-	-	
Skin Care (12.0401)	12	67%	\$5,757	-	-	
PRECISION PRODUCTION						
Advanced Pipe Welding (48.0508)	<11	-	-	-	-	
MIG Welding (48.0508)	70	76%	\$15,042	47%	\$27,366	

Full-Time Employment requires Arkansas wages reported in all four quarters of the first year after graduation and total wages of at least minimum wage at 1,560 hours annual. Graduates still enrolled are excluded from Full-Time calculations.

South Arkansas Community College - 2020 Economic Security Report

Certificates of Proficiency	2017 and 2018	2018 and 2019 First Year Employment Reported in Arkansas			
	Graduates	% Employed	Average	% Full-Time	Full-Time Avg.
SMAW Welding (48.0508)	84	76%	\$13,574	38%	\$31,497
TIG Welding (48.0508)	23	91%	\$17,219	25%	\$37,061
Welding Layout & Pipefitting (48.0508)	20	85%	\$15,647	33%	\$37,061

Full-Time Employment requires Arkansas wages reported in all four quarters of the first year after graduation and total wages of at least minimum wage at 1,560 hours annual. Graduates still enrolled are excluded from Full-Time calculations.



South Arkansas Community College - 2020 Economic Security Report

Technical Certificates	2017 and 2018		2018 and 2019 First Year Employment Reported in Arkansas			
	Graduates	% Employed	Average	% Full-Time	Full-Time Avg.	
ALL AREAS OF STUDY	466	76%	\$22,228	54%	\$35,240	
BUSINESS, MANAGEMENT & MARKETING						
General Business (52.9999)	<11	-	-	-	-	
Office Occupations (52.0401)	<11	-	-	-	-	
COMPUTER & INFORMATION SCIENCES						
Accounting (11.0101)	<11	-	-	-	-	
Computer Information Technology (11.0101)	<11	-	-	-	-	
EDUCATION						
Early Childhood Education (Birth to Pre-K credential) (13.1210)	<11	-	-	-	-	
ENGINEERING TECHNOLOGY						
Industrial Technology: Mechatronics (15.0612)	<11	-	-	-	-	
HEALTH PROFESSIONS						
Emergency Medical Technician - Paramedic (51.0904)	26	96%	\$43,412	60%	\$51,230	
Medical Coding (51.0713)	<11	-	-	-	-	
Practical Nursing (51.3901)	93	96%	\$26,734	71%	\$33,002	
Pre-Health Science (51.0000)	183	64%	\$19,855	48%	\$27,981	
LIBERAL ARTS & SCI., GEN. STUDIES						
General Studies (24.0101)	90	73%	\$13,967	33%	\$29,485	
MECHANIC & REPAIR TECHNOLOGIES						
Automotive Service Technology (47.0604)	<11	-	-	-	-	
PERSONAL & CULINARY SERVICES						
Cosmetology (12.0401)	<11	-	-	-	-	
PRECISION PRODUCTION						
Welding Technology (48.0508)	<11	-	-	-	-	
SCIENCE TECHNOLOGIES						
Process Technology (41.0301)	<11	-	-	-	-	

Full-Time Employment requires Arkansas wages reported in all four quarters of the first year after graduation and total wages of at least minimum wage at 1,560 hours annual. Graduates still enrolled are excluded from Full-Time calculations.

South Arkansas Community College - 2020 Economic Security Report

Associate Degrees	2017 and 2018		2018 and 2019 First Year Employment Reported in Arkansas			
	Graduates	% Employed	Average	% Full-Time	Full-Time Avg.	
ALL AREAS OF STUDY	309	72%	\$28,793	33%	\$45,293	
BUSINESS, MANAGEMENT & MARKETING						
General Business (52.9999)	13	69%	\$17,066	-	-	
Office Occupations (52.0401)	<11	-	-	-	-	
COMPUTER & INFORMATION SCIENCES						
Computer Information Technology (11.0801)	<11	-	-	-	-	
EDUCATION						
Early Childhood Education (Birth to Pre-K credential) (13.1210)	<11	-	-	-	-	
Education (13.1206)	<11	-	-	-	-	
ENGINEERING TECHNOLOGY						
Industrial Technology: Mechatronics (15.0612)	<11	-	-	-	-	
HEALTH PROFESSIONS						
Emergency Medical Technician (51.0904)	<11	-	-	-	-	
Medical Laboratory Technician (51.1004)	<11	-	-	-	-	
Nursing (51.3801)	79	63%	\$44,239	46%	\$50,515	
Occupational Therapy Assistant (51.0803)	30	73%	\$32,119	-	-	
Physical Therapist Assistant (51.0806)	33	73%	\$35,172	48%	\$45,450	
Radiologic Technology (51.0907)	<11	-	-	-	-	
Respiratory Therapy (51.0908)	11	55%	\$24,413	-	-	
Surgical Technology (51.0909)	<11	-	-	-	-	
LAW ENFORCEMENT & PROTECTIVE SERV.						
Criminal Justice (43.0107)	16	75%	\$16,328	-	-	
LIBERAL ARTS & SCI., GEN. STUDIES						
General Education (24.0102)	58	69%	\$17,636	30%	\$38,593	
MULTI/INTERDISCIPLINARY STUDIES						
General Technology (30.9999)	<11	-	-	-	-	
SCIENCE TECHNOLOGIES						
Process Technology (41.0301)	11	91%	\$36,386	80%	\$44,348	

Full-Time Employment requires Arkansas wages reported in all four quarters of the first year after graduation and total wages of at least minimum wage at 1,560 hours annual. Graduates still enrolled are excluded from Full-Time calculations.

Southeast Arkansas College - 2020 Economic Security Report

Certificates of Proficiency	2017 and 2018		2018 and 2019 First Year Employment Reported in Arkansas			
	Graduates	% Employed	Average	% Full-Time	Full-Time Avg.	
ALL AREAS OF STUDY	221	81%	\$17,778	47%	\$29,645	
FAMILY & CONSUMER SCIENCES						
Early Childhood Paraprofessional Technology (19.0709)	18	72%	\$15,028	-	-	
HEALTH PROFESSIONS						
Emergency Medical Technician - Advanced (51.0904)	<11	-	-	-	-	
Emergency Medical Technology Paramedic, Basic (51.0904)	44	93%	\$18,248	38%	\$34,975	
Nursing Assistant (51.3902)	98	72%	\$15,603	45%	\$21,074	
Phlebotomy Technology (51.1009)	<11	-	-	-	-	
PRECISION PRODUCTION						
Metal Inert Gas Welding (MIG) (48.0508)	32	91%	\$24,280	90%	\$35,093	
Tungsten Inert Gas Welding (TIG) (48.0508)	26	85%	\$16,828	-	-	

Full-Time Employment requires Arkansas wages reported in all four quarters of the first year after graduation and total wages of at least minimum wage at 1,560 hours annual. Graduates still enrolled are excluded from Full-Time calculations.

Southeast Arkansas College - 2020 Economic Security Report

Technical Certificates	2017 and 2018		2018 and 2019 First Year Employment Reported in Arkansas			
	Graduates	% Employed	Average	% Full-Time	Full-Time Avg.	
ALL AREAS OF STUDY	350	83%	\$20,685	39%	\$34,097	
BUSINESS, MANAGEMENT & MARKETING						
Accounting (52.0302)	<11	-	-	-	-	
Business Management (52.0201)	15	93%	\$16,952	-	-	
Computer Information Systems (52.1201)	11	82%	\$13,839	-	-	
Office Administration (52.0401)	<11	-	-	-	-	
COMPUTER & INFORMATION SCIENCES						
Computer Network Technology (11.0901)	13	85%	\$22,021	-	-	
ENGINEERING TECHNOLOGY						
Drafting and Computer Aided Design (15.1301)	<11	-	-	-	-	
PC Maintenance Repair (15.1202)	<11	-	-	-	-	
HEALTH PROFESSIONS						
Health Sciences (51.0000)	120	83%	\$20,557	36%	\$31,813	
Practical Nursing (51.3901)	<11	-	-	-	-	
Surgical Technology (51.0909)	<11	-	-	-	-	
LIBERAL ARTS & SCI., GEN. STUDIES						
General Studies (24.0101)	118	79%	\$18,647	-	-	
MECHANIC & REPAIR TECHNOLOGIES						
Air Conditioning, Heating, & Refrigeration Technology (47.0201)	<11	-	-	-	-	
Electrical Systems Technology (47.0105)	<11	-	-	-	-	
Electromechanical Maintenance (47.0105)	<11	-	-	-	-	
Industrial Electricity (47.0105)	<11	-	-	-	-	
Industrial Electronics Technology/Technician (47.0105)	<11	-	-	-	-	
PRECISION PRODUCTION						
Welding (48.0508)	<11	-	-	-	-	

Full-Time Employment requires Arkansas wages reported in all four quarters of the first year after graduation and total wages of at least minimum wage at 1,560 hours annual. Graduates still enrolled are excluded from Full-Time calculations.

Southeast Arkansas College - 2020 Economic Security Report

Associate Degrees	2017 and 2018		2018 and 2019 First Year Employment Reported in Arkansas			
	Graduates	% Employed	Average	% Full-Time	Full-Time Avg.	
ALL AREAS OF STUDY	421	83%	\$23,852	56%	\$35,362	
BUSINESS, MANAGEMENT & MARKETING						
Business Technology (52.0101)	25	92%	\$20,510	56%	\$25,723	
COMPUTER & INFORMATION SCIENCES						
Computer Information Systems Technology (11.0901)	<11	-	-	-	-	
Computer Network Technology (11.0901)	13	85%	\$22,021	50%	\$33,755	
ENGINEERING TECHNOLOGY						
Drafting & Computer Aided Design Technology (15.1301)	<11	-	-	-	-	
FAMILY & CONSUMER SCIENCES						
Early Childhood Paraprofessional Technology (19.0709)	21	62%	\$13,432	-	-	
HEALTH PROFESSIONS						
Nursing (LPN/Paramedic to RN; Generic; RN) (51.3801)	18	100%	\$50,839	83%	\$58,483	
Radiologic Technology (51.0907)	12	100%	\$33,283	-	-	
Respiratory Care Technology (51.0908)	14	86%	\$35,057	71%	\$38,228	
Surgical Technology (51.0909)	<11	-	-	-	-	
LAW ENFORCEMENT & PROTECTIVE SERV.						
Criminal Justice Technology (43.0104)	30	77%	\$25,866	71%	\$30,888	
LIBERAL ARTS & SCI., GEN. STUDIES						
General Education (24.0101)	68	82%	\$17,062	50%	\$27,259	
General Studies (24.0102)	86	87%	\$19,928	55%	\$28,860	
Liberal Arts and Sciences/Liberal Studies (24.0101)	81	77%	\$24,044	53%	\$35,935	
MECHANIC & REPAIR TECHNOLOGIES						
Electrical & Electronics Technology (47.0105)	11	91%	\$36,879	73%	\$41,415	
Electrical Mechanical Systems Technology (47.0303)	<11	-	-	-	-	
MULTI/INTERDISCIPLINARY STUDIES						
General Technology (30.9999)	18	83%	\$22,731	50%	\$34,338	

Full-Time Employment requires Arkansas wages reported in all four quarters of the first year after graduation and total wages of at least minimum wage at 1,560 hours annual. Graduates still enrolled are excluded from Full-Time calculations.

Southern Arkansas University - Magnolia - 2020 Economic Security Report

Associate Degrees	2017 and 2018		2018 and 2019 First Year Employment Reported in Arkansas			
	Graduates	% Employed	Average	% Full-Time	Full-Time Avg.	
ALL AREAS OF STUDY	488	61%	\$10,946	25%	\$26,350	
AGRICULTURE						
Agriculture (01.0102)	14	43%	\$19,013	-	-	
BUSINESS, MANAGEMENT & MARKETING						
Business Administration (52.0101)	80	58%	\$12,025	-	-	
HEALTH PROFESSIONS						
Nursing (51.3801)	<11	-	-	-	-	
LIBERAL ARTS & SCI., GEN. STUDIES						
General Education (24.0102)	150	62%	\$10,864	-	-	
University Studies (24.0102)	223	62%	\$9,580	-	-	
PHYSICAL SCIENCES						
Chemistry (40.0501)	15	67%	\$13,871	-	-	

Full-Time Employment requires Arkansas wages reported in all four quarters of the first year after graduation and total wages of at least minimum wage at 1,560 hours annual. Graduates still enrolled are excluded from Full-Time calculations.

Southern Arkansas University - Magnolia - 2020 Economic Security Report

Baccalaureate Degrees	2017 and 2018		2018 and 2019 First Year Employment Reported in Arkansas			
	Graduates	% Employed	Average	% Full-Time	Full-Time Avg.	
ALL AREAS OF STUDY	1,002	63%	\$25,597	38%	\$37,306	
AGRICULTURE						
Agriculture Business (01.0101)	25	60%	\$37,437	59%	\$47,516	
Agriculture Sciences (01.0101)	16	56%	\$15,415	23%	\$29,098	
BIOLOGICAL & BIOMEDICAL SCIENCES						
Biology (26.0101)	57	53%	\$14,672	22%	\$28,298	
BUSINESS, MANAGEMENT & MARKETING						
Accounting (52.0301)	38	79%	\$30,727	52%	\$38,758	
Business Administration (52.0101)	150	63%	\$23,069	37%	\$32,355	
COMMUNICATION & JOURNALISM						
Mass Communications (09.0401)	16	56%	\$18,032	21%	\$31,575	
COMPUTER & INFORMATION SCIENCES						
Computer Science (11.0101)	17	47%	\$29,904	27%	\$54,347	
EDUCATION						
Agricultural Education (13.1301)	16	75%	\$26,816	54%	\$32,955	
Elementary Education (13.1210)	60	97%	\$26,854	70%	\$32,716	
K-12 Physical Education & Health (13.1314)	15	80%	\$33,277	67%	\$39,522	
Middle School Education (13.1203)	<11	-	-	-	-	
Music (13.1312)	<11	-	-	-	-	
ENGINEERING						
Engineering (14.0101)	26	81%	\$48,184	67%	\$57,734	
ENGLISH LANGUAGE & LITERATURE						
English (23.0101)	<11	-	-	-	-	
FOREIGN LANGUAGES & LINGUISTICS						
Foreign Language (16.0905)	<11	-	-	-	-	
HEALTH PROFESSIONS						
Athletic Training (51.0913)	<11	-	-	-	-	
Nursing (51.3801)	99	54%	\$43,516	39%	\$49,601	

Full-Time Employment requires Arkansas wages reported in all four quarters of the first year after graduation and total wages of at least minimum wage at 1,560 hours annual. Graduates still enrolled are excluded from Full-Time calculations.

Southern Arkansas University - Magnolia - 2020 Economic Security Report

Baccalaureate Degrees	2017 and 2018		2018 and 2019 First Year Employment Reported in Arkansas			
	Graduates	% Employed	Average	% Full-Time	Full-Time Avg.	
HISTORY						
History (54.0101)	15	40%	\$14,060	-	-	
LAW ENFORCEMENT & PROTECTIVE SERV.						
Criminal Justice (43.0104)	57	65%	\$21,683	33%	\$31,023	
LIBERAL ARTS & SCI., GEN. STUDIES						
University Studies (24.0102)	76	64%	\$20,750	28%	\$23,565	
MATHEMATICS & STATISTICS						
Mathematics (27.0101)	<11	-	-	-	-	
PARKS, RECREATION, LEISURE & FITNESS						
Exercise Science (31.0505)	34	41%	\$17,215	14%	\$37,820	
PHYSICAL SCIENCES						
Chemistry (40.0501)	25	68%	\$28,116	50%	\$50,535	
Physics, Engineering (40.0899)	49	63%	\$40,568	37%	\$58,078	
PSYCHOLOGY						
Psychology (42.0101)	49	63%	\$15,363	52%	\$24,452	
PUBLIC ADMIN. & SOCIAL SERVICE						
Human Performance, Recreation, & Community Service (44.0201)	29	52%	\$13,070	26%	\$21,159	
Social Work (44.0701)	30	67%	\$17,278	36%	\$25,373	
SOCIAL SCIENCES						
Behavioral & Social Sciences (45.0101)	<11	-	-	-	-	
Political Science (45.1001)	<11	-	-	-	-	
VISUAL & PERFORMING ARTS						
Art & Design (50.0702)	18	72%	\$19,493	33%	\$27,308	
Game, Animation, & Simulation (50.0411)	12	75%	\$10,767	27%	\$22,669	
Music (50.0901)	<11	-	-	-	-	
Performing Arts (50.9999)	13	62%	\$13,586	-	-	
Theatre (50.0501)	<11	-	-	-	-	

Full-Time Employment requires Arkansas wages reported in all four quarters of the first year after graduation and total wages of at least minimum wage at 1,560 hours annual. Graduates still enrolled are excluded from Full-Time calculations.

Southern Arkansas University - Magnolia - 2020 Economic Security Report

Post-Baccalaureate Certificates	2017 and 2018		2018 and 2019 First Year Employment Reported in Arkansas			
	Graduates	% Employed	Average	% Full-Time	Full-Time Avg.	
ALL AREAS OF STUDY	23	96%	\$44,366	35%	\$64,828	
EDUCATION						
Building Level Leadership (13.0401)	<11	-	-	-	-	
Curriculum/Program Administrator (13.0401)	<11	-	-	-	-	
District Level Leadership (13.0401)	<11	-	-	-	-	
Education (13.1299)	<11	-	-	-	-	
School Counseling (13.1101)	<11	-	-	-	-	

Full-Time Employment requires Arkansas wages reported in all four quarters of the first year after graduation and total wages of at least minimum wage at 1,560 hours annual. Graduates still enrolled are excluded from Full-Time calculations.



Southern Arkansas University - Magnolia - 2020 Economic Security Report

Master's Degrees	2017 and 2018		2018 and 2019 First Year Employment Reported in Arkansas			
	Graduates	% Employed	Average	% Full-Time	Full-Time Avg.	
ALL AREAS OF STUDY	1,591	15%	\$37,188	6%	\$47,237	
AGRICULTURE						
Agriculture (01.0000)	11	73%	\$45,995	50%	\$54,951	
BUSINESS, MANAGEMENT & MARKETING						
Business Administration (52.0201)	60	63%	\$45,147	38%	\$55,492	
COMPUTER & INFORMATION SCIENCES						
Computer & Information Sciences (11.0101)	1,285	1%	\$34,207	-	-	
EDUCATION						
Clinical Mental Health Counseling (13.1199)	25	84%	\$32,886	57%	\$41,050	
Education (13.0101)	<11	-	-	-	-	
Educational Administration & Supervision (13.0401)	17	76%	\$45,473	54%	\$51,298	
Elementary Education (13.1202)	11	100%	\$35,297	67%	\$41,425	
Higher, Adult, & Lifelong Education (13.0101)	14	86%	\$36,294	-	-	
Library Media & Information Specialist (13.0501)	37	95%	\$34,593	12%	\$45,726	
School Counseling K-12 (13.1101)	23	70%	\$33,058	56%	\$39,608	
Secondary Education (13.1205)	<11	-	-	-	-	
Teaching (13.1299)	63	90%	\$35,764	52%	\$43,128	
PARKS, RECREATION, LEISURE & FITNESS						
Kinesiology (31.0501)	31	55%	\$30,983	-	-	
PUBLIC ADMIN. & SOCIAL SERVICE						
Public Administration (44.0401)	<11	-	-	-	-	

Full-Time Employment requires Arkansas wages reported in all four quarters of the first year after graduation and total wages of at least minimum wage at 1,560 hours annual. Graduates still enrolled are excluded from Full-Time calculations.

Southern Arkansas University - Tech - 2020 Economic Security Report

Certificates of Proficiency	2017 and 2018	2018 and 2019 First Year Employment Reported in Arkansas			
	Graduates	% Employed	Average	% Full-Time	Full-Time Avg.
ALL AREAS OF STUDY	469	78%	\$24,725	53%	\$38,383
COMMUNICATIONS TECHNOLOGY					
Multimedia Broadcasting (10.0202)	<11	-	-	-	-
COMPUTER & INFORMATION SCIENCES					
A+ Certification (11.0101)	24	67%	\$11,957	-	-
Cloud Computing (11.0101)	16	69%	\$16,040	-	-
Computer Engineering (11.0101)	16	63%	\$29,463	-	-
Computer Repair (11.1006)	17	76%	\$12,168	-	-
Cybersecurity (11.1003)	<11	-	-	-	-
Microsoft Operating Systems (11.0501)	<11	-	-	-	-
Networking (11.0901)	16	69%	\$18,113	-	-
ENGINEERING TECHNOLOGY					
Aerospace Technology (15.0801)	23	22%	\$4,370	-	-
Electronics and Instrumentation (15.0404)	<11	-	-	-	-
Production Technician (15.0612)	<11	-	-	-	-
Programmable Logic Controllers (PLC) (15.0612)	<11	-	-	-	-
HEALTH PROFESSIONS					
Health Science Technology (51.0000)	30	60%	\$3,309	-	-
Medical Transcription (51.0708)	<11	-	-	-	-
Nursing Assistant (51.3902)	47	72%	\$7,407	13%	\$22,590
LAW ENFORCEMENT & PROTECTIVE SERV.					
Fire & Emergency Response (43.0203)	203	94%	\$35,171	88%	\$40,729
MECHANIC & REPAIR TECHNOLOGIES					
Aviation Maintenance (47.0608)	11	27%	\$5,111	-	-
HVAC (47.0201)	<11	-	-	-	-
PRECISION PRODUCTION					
Welding Technology (48.0508)	27	89%	\$14,684	50%	\$23,235

Full-Time Employment requires Arkansas wages reported in all four quarters of the first year after graduation and total wages of at least minimum wage at 1,560 hours annual. Graduates still enrolled are excluded from Full-Time calculations.

Southern Arkansas University - Tech - 2020 Economic Security Report

Technical Certificates	2017 and 2018		2018 and 2019 First Year Employment Reported in Arkansas			
	Graduates	% Employed	Average	% Full-Time	Full-Time Avg.	
ALL AREAS OF STUDY	999	91%	\$29,141	60%	\$36,329	
BUSINESS, MANAGEMENT & MARKETING						
Entrepreneurship (52.0701)	<11	-	-	-	-	
Office Software Specialist (52.0407)	<11	-	-	-	-	
COMPUTER & INFORMATION SCIENCES						
Computer Information Technology (11.0101)	13	69%	\$19,366	-	-	
Multimedia Graphics Technology (11.0801)	<11	-	-	-	-	
Simulation & Game Design (11.0804)	<11	-	-	-	-	
ENGINEERING TECHNOLOGY						
Engineering Technology (15.0000)	<11	-	-	-	-	
Mechanical Maintenance (15.0613)	24	88%	\$27,778	75%	\$30,205	
Production Technician (15.0612)	<11	-	-	-	-	
HEALTH PROFESSIONS						
Health Sciences (51.0000)	12	75%	\$22,805	-	-	
Medical Coding (51.0705)	<11	-	-	-	-	
Medical Office Administration (51.0705)	<11	-	-	-	-	
Practical Nursing (51.3901)	51	92%	\$31,006	90%	\$31,309	
LAW ENFORCEMENT & PROTECTIVE SERV.						
Law Enforcement (43.0107)	633	97%	\$32,322	62%	\$36,871	
LIBERAL ARTS & SCI., GEN. STUDIES						
General Studies (24.0101)	68	76%	\$16,426	-	-	
MECHANIC & REPAIR TECHNOLOGIES						
Aviation Maintenance Airframe (47.0607)	20	60%	\$8,543	-	-	
Aviation Maintenance Powerplant (47.0608)	23	48%	\$16,918	25%	\$31,086	
HVAC/Electronics and Instrumentation (47.0201)	<11	-	-	-	-	
NATURAL RESOURCES & CONSERVATION						
Wildlife & Fisheries Enforcement (03.0601)	21	95%	\$36,594	90%	\$46,035	

Full-Time Employment requires Arkansas wages reported in all four quarters of the first year after graduation and total wages of at least minimum wage at 1,560 hours annual. Graduates still enrolled are excluded from Full-Time calculations.

Southern Arkansas University - Tech - 2020 Economic Security Report

Technical Certificates	2017 and 2018		2018 and 2019 First Year Employment Reported in Arkansas			
	Graduates	% Employed	Average	% Full-Time	Full-Time Avg.	
PERSONAL & CULINARY SERVICES						
Cosmetology (12.0401)	14	86%	\$12,461	33%	\$15,298	
PRECISION PRODUCTION						
Welding (48.0508)	66	89%	\$22,508	49%	\$34,506	
VISUAL & PERFORMING ARTS						
Multimedia Film & Video Production (50.0602)	12	75%	\$9,056	-	-	

Full-Time Employment requires Arkansas wages reported in all four quarters of the first year after graduation and total wages of at least minimum wage at 1,560 hours annual. Graduates still enrolled are excluded from Full-Time calculations.



Southern Arkansas University - Tech - 2020 Economic Security Report

Associate Degrees	2017 and 2018		2018 and 2019 First Year Employment Reported in Arkansas			
	Graduates	% Employed	Average	% Full-Time	Full-Time Avg.	
ALL AREAS OF STUDY	230	82%	\$24,722	59%	\$37,567	
BUSINESS, MANAGEMENT & MARKETING						
Business Administration (52.0201)	17	82%	\$17,471	75%	\$24,097	
Office Management (52.0204)	<11	-	-	-	-	
COMPUTER & INFORMATION SCIENCES						
Computer Information Systems Technology (11.0101)	14	64%	\$18,032	38%	\$40,157	
Multimedia Technology (11.0801)	16	69%	\$18,685	38%	\$20,933	
EDUCATION						
Education (13.1206)	12	92%	\$16,024	67%	\$22,717	
ENGINEERING TECHNOLOGY						
Environmental Science (15.0507)	<11	-	-	-	-	
Industrial Sciences and Technology (15.0612)	21	86%	\$38,287	82%	\$44,726	
LAW ENFORCEMENT & PROTECTIVE SERV.						
Fire & Emergency Response (43.0203)	<11	-	-	-	-	
Fire Science Management (43.0202)	11	100%	\$34,737	43%	\$46,476	
LIBERAL ARTS & SCI., GEN. STUDIES						
General Education (24.0102)	23	70%	\$12,680	-	-	
MECHANIC & REPAIR TECHNOLOGIES						
Aviation Maintenance (47.0608)	<11	-	-	-	-	
General Technology (47.0612)	16	94%	\$29,843	60%	\$42,435	
MULTI/INTERDISCIPLINARY STUDIES						
Professional Studies (30.0000)	81	84%	\$24,702	60%	\$40,442	

Full-Time Employment requires Arkansas wages reported in all four quarters of the first year after graduation and total wages of at least minimum wage at 1,560 hours annual. Graduates still enrolled are excluded from Full-Time calculations.

U A Community College at Batesville - 2020 Economic Security Report

Certificates of Proficiency	2017 and 2018		2018 and 2019 First Year Employment Reported in Arkansas			
	Graduates	% Employed	Average	% Full-Time	Full-Time Avg.	
ALL AREAS OF STUDY	360	82%	\$13,493	49%	\$23,801	
AGRICULTURE						
Animal Science (01.0101)	<11	-	-	-	-	
Plant Science (01.1101)	<11	-	-	-	-	
BUSINESS, MANAGEMENT & MARKETING						
CIS/Networking (52.0101)	<11	-	-	-	-	
Medical Billing & Coding (52.0101)	16	81%	\$15,395	-	-	
COMPUTER & INFORMATION SCIENCES						
Information Assurance (11.1003)	<11	-	-	-	-	
Web Page, Digital/Multimedia and Information Resources Design (11.0801)	<11	-	-	-	-	
EDUCATION						
Early Childhood Education (13.1210)	34	97%	\$15,752	88%	\$17,505	
HEALTH PROFESSIONS						
Emergency Medical Technology (51.0904)	23	78%	\$23,272	67%	\$35,157	
Nursing Assistant (51.3902)	193	82%	\$10,895	37%	\$19,018	
MECHANIC & REPAIR TECHNOLOGIES						
Heating, Ventilation & Air Conditioning (47.0201)	17	71%	\$15,357	-	-	
PRECISION PRODUCTION						
Welding (48.0508)	62	79%	\$16,411	47%	\$28,686	

Full-Time Employment requires Arkansas wages reported in all four quarters of the first year after graduation and total wages of at least minimum wage at 1,560 hours annual. Graduates still enrolled are excluded from Full-Time calculations.

U A Community College at Batesville - 2020 Economic Security Report

Technical Certificates	2017 and 2018		2018 and 2019 First Year Employment Reported in Arkansas			
	Graduates	% Employed	Average	% Full-Time	Full-Time Avg.	
ALL AREAS OF STUDY	125	78%	\$18,150	21%	\$27,319	
BUSINESS, MANAGEMENT & MARKETING						
Accounting Support (52.0301)	<11	-	-	-	-	
Clerical Services (52.0401)	<11	-	-	-	-	
COMPUTER & INFORMATION SCIENCES						
Computer Support Specialist (11.1006)	<11	-	-	-	-	
EDUCATION						
Early Childhood Education (13.1210)	15	80%	\$18,101	-	-	
HEALTH PROFESSIONS						
Emergency Medical Technology (51.0904)	<11	-	-	-	-	
Practical Nursing (51.3901)	31	97%	\$19,626	-	-	
MECHANIC & REPAIR TECHNOLOGIES						
Air Conditioning, Heating and Refrigeration Technology (47.0201)	<11	-	-	-	-	
PERSONAL & CULINARY SERVICES						
Cosmetology (12.0401)	38	66%	\$9,248	13%	\$18,315	
PRECISION PRODUCTION						
Welding Technology (48.0508)	19	74%	\$23,601	50%	\$34,036	

Full-Time Employment requires Arkansas wages reported in all four quarters of the first year after graduation and total wages of at least minimum wage at 1,560 hours annual. Graduates still enrolled are excluded from Full-Time calculations.

U A Community College at Batesville - 2020 Economic Security Report

Associate Degrees	2017 and 2018		2018 and 2019 First Year Employment Reported in Arkansas			
	Graduates	% Employed	Average	% Full-Time	Full-Time Avg.	
ALL AREAS OF STUDY	370	85%	\$26,174	65%	\$41,061	
BUSINESS, MANAGEMENT & MARKETING						
Business (52.0101)	<11	-	-	-	-	
Business Services (52.0101)	11	73%	\$22,821	60%	\$26,219	
COMPUTER & INFORMATION SCIENCES						
Computer Information Systems (11.0101)	<11	-	-	-	-	
EDUCATION						
Early Childhood Education (13.1210)	14	79%	\$18,512	50%	\$21,748	
Education (13.1206)	<11	-	-	-	-	
HEALTH PROFESSIONS						
Emergency Medical Technology (51.0904)	<11	-	-	-	-	
Medical Office Management (51.0705)	<11	-	-	-	-	
Nursing (RN) (51.3801)	117	95%	\$44,986	87%	\$47,506	
LAW ENFORCEMENT & PROTECTIVE SERV.						
Criminal Justice (43.0104)	<11	-	-	-	-	
LIBERAL ARTS & SCI., GEN. STUDIES						
General Education (24.0101)	18	94%	\$19,908	50%	\$28,988	
General Education (24.0101)	152	80%	\$12,958	31%	\$25,286	
STEM (24.0102)	<11	-	-	-	-	
MECHANIC & REPAIR TECHNOLOGIES						
Industrial Technology (47.0101)	15	67%	\$28,662	36%	\$44,057	

Full-Time Employment requires Arkansas wages reported in all four quarters of the first year after graduation and total wages of at least minimum wage at 1,560 hours annual. Graduates still enrolled are excluded from Full-Time calculations.

U A Community College at Hope-Texarkana - 2020 Economic Security Report

Certificates of Proficiency	2017 and 2018		2018 and 2019 First Year Employment Reported in Arkansas			
	Graduates	% Employed	Average	% Full-Time	Full-Time Avg.	
ALL AREAS OF STUDY	646	70%	\$15,241	33%	\$29,373	
BUSINESS, MANAGEMENT & MARKETING						
General Business (52.0401)	105	56%	\$15,021	-	-	
Supply Chain Management (52.0203)	<11	-	-	-	-	
COMPUTER & INFORMATION SCIENCES						
Information Systems (11.0101)	14	71%	\$16,735	-	-	
CONSTRUCTION TRADES						
Building Maintenance (46.0401)	<11	-	-	-	-	
Major Appliances (46.0401)	12	58%	\$9,668	-	-	
ENGINEERING TECHNOLOGY						
Power Plant Technology (15.0303)	22	86%	\$19,666	-	-	
FAMILY & CONSUMER SCIENCES						
Child Development Associate (19.0709)	39	67%	\$14,331	53%	\$18,158	
HEALTH PROFESSIONS						
Emergency Medical Technician (51.0810)	58	71%	\$21,718	42%	\$34,451	
Medical Office Management (51.0705)	<11	-	-	-	-	
Nursing Assistant (51.3902)	193	72%	\$10,315	18%	\$18,599	
Surgical Scrub Technician (51.0909)	<11	-	-	-	-	
LAW ENFORCEMENT & PROTECTIVE SERV.						
Crime Scene Investigation (43.0106)	<11	-	-	-	-	
MECHANIC & REPAIR TECHNOLOGIES						
Diesel Technology (47.0605)	13	85%	\$21,272	-	-	
Diesel Technology, Brakes/Power Trains (47.0605)	14	86%	\$16,537	-	-	
Diesel Technology, Chassis Systems (47.0605)	11	91%	\$16,915	-	-	
Diesel Technology, Electrical Systems (47.0605)	14	79%	\$25,789	100%	\$31,529	
Heating, Ventilation and Air Conditioning (47.0201)	14	79%	\$13,512	-	-	
Industrial Maintenance Technology, Machining Shop (47.0399)	<11	-	-	-	-	
Industrial Technology, Electrical (47.0105)	23	74%	\$17,148	-	-	

Full-Time Employment requires Arkansas wages reported in all four quarters of the first year after graduation and total wages of at least minimum wage at 1,560 hours annual. Graduates still enrolled are excluded from Full-Time calculations.

U A Community College at Hope-Texarkana - 2020 Economic Security Report

Certificates of Proficiency	2017 and 2018	2018 and 2019 First Year Employment Reported in Arkansas			
	Graduates	% Employed	Average	% Full-Time	Full-Time Avg.
Industrial Technology, Mechanical (47.0303)	16	50%	\$26,847	-	-
PERSONAL & CULINARY SERVICES					
Funeral Director (12.0302)	16	50%	\$21,324	-	-
PRECISION PRODUCTION					
Welding (48.0508)	34	79%	\$15,576	50%	\$23,500
Welding Technology, Construction Welding (48.0508)	20	70%	\$16,979	-	-

Full-Time Employment requires Arkansas wages reported in all four quarters of the first year after graduation and total wages of at least minimum wage at 1,560 hours annual. Graduates still enrolled are excluded from Full-Time calculations.



U A Community College at Hope-Texarkana - 2020 Economic Security Report

Technical Certificates	2017 and 2018		2018 and 2019 First Year Employment Reported in Arkansas			
	Graduates	% Employed	Average	% Full-Time	Full-Time Avg.	
ALL AREAS OF STUDY	418	71%	\$18,622	47%	\$31,514	
BUSINESS, MANAGEMENT & MARKETING						
Accounting (52.0302)	<11	-	-	-	-	
Business Technology (52.0408)	14	43%	\$20,907	-	-	
Supply Chain Management (52.0203)	<11	-	-	-	-	
COMPUTER & INFORMATION SCIENCES						
Information Systems (11.0101)	<11	-	-	-	-	
CONSTRUCTION TRADES						
Commercial and Residential Equipment Maintenance and Repair (46.0401)	<11	-	-	-	-	
ENGINEERING TECHNOLOGY						
Power Plant Operations (15.0303)	<11	-	-	-	-	
Power Plant Technology (15.0303)	<11	-	-	-	-	
FAMILY & CONSUMER SCIENCES						
Early Childhood Education (19.0709)	<11	-	-	-	-	
HEALTH PROFESSIONS						
Emergency Medical Technician, Paramedics (51.0904)	<11	-	-	-	-	
Health Professions (51.0000)	29	86%	\$21,707	50%	\$31,286	
Medical Office Management (51.0705)	<11	-	-	-	-	
Practical Nursing (51.3901)	67	81%	\$22,267	48%	\$31,499	
LIBERAL ARTS & SCI., GEN. STUDIES						
General Studies (24.0101)	159	60%	\$12,522	-	-	
MECHANIC & REPAIR TECHNOLOGIES						
Advanced Diesel Technology (47.0605)	11	100%	\$20,050	43%	\$26,575	
Air Conditioning, Heating, & Refrigeration Technology (47.0201)	12	75%	\$14,694	-	-	
Diesel Technology (47.0605)	12	67%	\$22,158	-	-	
Industrail Maintenance: Machiniing (47.0399)	<11	-	-	-	-	
Industrial Electricity (47.0105)	13	77%	\$21,604	75%	\$26,720	

Full-Time Employment requires Arkansas wages reported in all four quarters of the first year after graduation and total wages of at least minimum wage at 1,560 hours annual. Graduates still enrolled are excluded from Full-Time calculations.

U A Community College at Hope-Texarkana - 2020 Economic Security Report

Technical Certificates	2017 and 2018	2018 and 2019 First Year Employment Reported in Arkansas			
	Graduates	% Employed	Average	% Full-Time	Full-Time Avg.
Industrial Multicraft Maintenance (47.0303)	<11	-	-	-	-
PERSONAL & CULINARY SERVICES					
Funeral Director (12.0302)	15	53%	\$18,190	-	-
PRECISION PRODUCTION					
Welding Technology (48.0508)	17	82%	\$22,304	63%	\$28,303

Full-Time Employment requires Arkansas wages reported in all four quarters of the first year after graduation and total wages of at least minimum wage at 1,560 hours annual. Graduates still enrolled are excluded from Full-Time calculations.



U A Community College at Hope-Texarkana - 2020 Economic Security Report

Associate Degrees	2017 and 2018		2018 and 2019 First Year Employment Reported in Arkansas			
	Graduates	% Employed	Average	% Full-Time	Full-Time Avg.	
ALL AREAS OF STUDY	368	64%	\$21,858	39%	\$35,309	
BUSINESS, MANAGEMENT & MARKETING						
Business (52.0101)	18	61%	\$11,716	-	-	
Business Administration (52.0101)	26	62%	\$17,648	29%	\$30,954	
Supply Chain Management (52.0203)	<11	-	-	-	-	
COMPUTER & INFORMATION SCIENCES						
Information Systems (11.0101)	<11	-	-	-	-	
EDUCATION						
Education (13.1202)	<11	-	-	-	-	
ENGINEERING TECHNOLOGY						
Power Plant Technology (15.0303)	12	100%	\$27,509	56%	\$36,906	
FAMILY & CONSUMER SCIENCES						
Early Childhood Education (19.0708)	16	88%	\$20,394	69%	\$24,286	
HEALTH PROFESSIONS						
Emergency Medical Technician, Paramedics (51.0904)	<11	-	-	-	-	
Medical Office Management (51.0705)	<11	-	-	-	-	
Nursing (LPN/LPTN TO RN) (51.3801)	64	58%	\$43,795	48%	\$48,060	
LIBERAL ARTS & SCI., GEN. STUDIES						
General Education (24.0101)	145	59%	\$12,640	24%	\$25,663	
General Studies (24.0102)	23	74%	\$20,176	50%	\$28,537	
MULTI/INTERDISCIPLINARY STUDIES						
General Technology (30.9999)	15	80%	\$24,365	58%	\$35,802	
PERSONAL & CULINARY SERVICES						
Funeral Services (12.0301)	17	59%	\$19,665	35%	\$27,100	

Full-Time Employment requires Arkansas wages reported in all four quarters of the first year after graduation and total wages of at least minimum wage at 1,560 hours annual. Graduates still enrolled are excluded from Full-Time calculations.

U A Community College at Morrilton - 2020 Economic Security Report

Certificates of Proficiency	2017 and 2018	2018 and 2019 First Year Employment Reported in Arkansas			
	Graduates	% Employed	Average	% Full-Time	Full-Time Avg.
ALL AREAS OF STUDY	200	80%	\$18,758	71%	\$40,243
COMPUTER & INFORMATION SCIENCES					
Computer Maintenance (11.0101)	18	78%	\$17,645	-	-
Networking Technology (11.1002)	35	77%	\$14,735	-	-
ENGINEERING TECHNOLOGY					
Computer Maintenance (15.1202)	23	74%	\$14,700	-	-
Petroleum Technology (15.0903)	<11	-	-	-	-
FAMILY & CONSUMER SCIENCES					
Early Childhood Development (19.0706)	21	86%	\$11,362	-	-
HEALTH PROFESSIONS					
Emergency Medical Technician (EMT) Basic (51.0904)	28	79%	\$26,209	90%	\$41,711
MECHANIC & REPAIR TECHNOLOGIES					
Industrial Mechanics and Maintenance Technology (47.0303)	22	82%	\$21,444	-	-
PRECISION PRODUCTION					
Pipe Welding (48.0508)	<11	-	-	-	-
Welding (48.0508)	40	85%	\$23,645	-	-

Full-Time Employment requires Arkansas wages reported in all four quarters of the first year after graduation and total wages of at least minimum wage at 1,560 hours annual. Graduates still enrolled are excluded from Full-Time calculations.

U A Community College at Morrilton - 2020 Economic Security Report

Technical Certificates	2017 and 2018		2018 and 2019 First Year Employment Reported in Arkansas			
	Graduates	% Employed	Average	% Full-Time	Full-Time Avg.	
ALL AREAS OF STUDY	761	83%	\$17,685	52%	\$30,831	
BUSINESS, MANAGEMENT & MARKETING						
Business (52.0101)	12	83%	\$11,601	-	-	
COMPUTER & INFORMATION SCIENCES						
Computer Information Systems Technology (11.0101)	21	76%	\$18,688	-	-	
ENGINEERING TECHNOLOGY						
Computer Information Systems Technology (15.1202)	19	84%	\$15,302	-	-	
Drafting (15.1301)	17	88%	\$15,648	-	-	
Petroleum Technology (15.0903)	<11	-	-	-	-	
Surveying (15.1102)	19	84%	\$19,147	-	-	
FAMILY & CONSUMER SCIENCES						
Early Childhood Development (Birth to Pre-K credential) (19.0706)	17	100%	\$10,299	-	-	
HEALTH PROFESSIONS						
Practical Nursing (51.3901)	95	91%	\$31,787	54%	\$36,438	
LIBERAL ARTS & SCI., GEN. STUDIES						
General Studies (24.0101)	434	81%	\$13,249	37%	\$23,719	
MECHANIC & REPAIR TECHNOLOGIES						
Air Conditioning, Heating, & Refrigeration Technology (47.0201)	40	88%	\$26,528	80%	\$29,114	
Automotive Technology (47.0604)	20	80%	\$16,889	-	-	
Collision Repair and Refinishing Technology (47.0603)	<11	-	-	-	-	
Industrial Mechanics and Maintenance Technology (47.0303)	17	88%	\$23,912	-	-	
PRECISION PRODUCTION						
Welding (48.0508)	33	85%	\$25,254	67%	\$35,212	

Full-Time Employment requires Arkansas wages reported in all four quarters of the first year after graduation and total wages of at least minimum wage at 1,560 hours annual. Graduates still enrolled are excluded from Full-Time calculations.

U A Community College at Morrilton - 2020 Economic Security Report

Associate Degrees	2017 and 2018		2018 and 2019 First Year Employment Reported in Arkansas			
	Graduates	% Employed	Average	% Full-Time	Full-Time Avg.	
ALL AREAS OF STUDY	805	84%	\$24,486	61%	\$37,058	
BUSINESS, MANAGEMENT & MARKETING						
Business (52.0101)	49	78%	\$20,767	58%	\$27,524	
Business (52.0101)	32	84%	\$13,737	57%	\$22,280	
COMPUTER & INFORMATION SCIENCES						
Computer Information Systems Technology (11.0101)	16	69%	\$21,556	50%	\$26,613	
EDUCATION						
Education (13.1203)	30	70%	\$11,086	-	-	
ENGINEERING TECHNOLOGY						
Computer Information Systems Technology (15.1202)	14	79%	\$18,807	60%	\$22,961	
Drafting (15.1301)	14	93%	\$24,162	67%	\$35,026	
Petroleum Technology (15.0903)	<11	-	-	-	-	
Surveying (15.1102)	16	88%	\$26,447	57%	\$34,897	
FAMILY & CONSUMER SCIENCES						
Early Childhood Development (Birth to Pre-K credential) (19.0706)	13	85%	\$16,935	44%	\$20,115	
HEALTH PROFESSIONS						
Nursing (51.3801)	90	99%	\$49,065	87%	\$52,448	
LIBERAL ARTS & SCI., GEN. STUDIES						
General Education (24.0101)	246	82%	\$14,413	47%	\$27,089	
General Studies (24.0102)	188	85%	\$28,806	59%	\$37,594	
Liberal Arts (24.0101)	17	76%	\$18,027	100%	\$34,770	
MECHANIC & REPAIR TECHNOLOGIES						
Air Conditioning, Heating, & Refrigeration Technology (47.0201)	31	87%	\$30,348	60%	\$36,807	
Automotive Service Technology (47.0604)	20	90%	\$19,962	50%	\$26,881	
Collision Repair and Refinishing Technology (47.0603)	<11	-	-	-	-	
Industrial Mechanics and Maintenance Technology (47.0303)	13	92%	\$38,996	73%	\$48,460	
PRECISION PRODUCTION						
Welding (48.0508)	<11	-	-	-	-	

Full-Time Employment requires Arkansas wages reported in all four quarters of the first year after graduation and total wages of at least minimum wage at 1,560 hours annual. Graduates still enrolled are excluded from Full-Time calculations.

University of Arkansas Fayetteville - 2020 Economic Security Report

Certificates of Proficiency	2017 and 2018	2018 and 2019 First Year Employment Reported in Arkansas			
	Graduates	% Employed	Average	% Full-Time	Full-Time Avg.
ALL AREAS OF STUDY	<11	-	-	-	-
PUBLIC ADMIN. & SOCIAL SERVICE					
Child Advocacy Studies Training (44.0701)	<11	-	-	-	-
SOCIAL SCIENCES					
Geospatial Technologies (45.0702)	<11	-	-	-	-

Full-Time Employment requires Arkansas wages reported in all four quarters of the first year after graduation and total wages of at least minimum wage at 1,560 hours annual. Graduates still enrolled are excluded from Full-Time calculations.

University of Arkansas Fayetteville - 2020 Economic Security Report

Baccalaureate Degrees	2017 and 2018		2018 and 2019 First Year Employment Reported in Arkansas			
	Graduates	% Employed	Average	% Full-Time	Full-Time Avg.	
ALL AREAS OF STUDY	9,105	53%	\$24,809	27%	\$40,372	
AGRICULTURE						
Agricultural Business (01.0102)	144	74%	\$27,002	42%	\$37,457	
Agricultural Education, Communication, & Technology (01.0801)	34	68%	\$26,004	34%	\$39,950	
Animal Science (01.0901)	99	63%	\$15,405	26%	\$29,601	
Crop Science (01.1102)	24	67%	\$15,071	38%	\$29,514	
Food Science (01.1001)	27	59%	\$24,240	38%	\$32,440	
Horticulture, Landscape & Turf Sciences (01.0603)	27	56%	\$18,443	48%	\$26,617	
Poultry Science (01.0907)	32	72%	\$34,250	54%	\$46,437	
ARCHITECTURE						
Architectural Studies (04.0201)	14	50%	\$19,618	31%	\$23,337	
Architecture (04.0201)	73	32%	\$33,506	21%	\$41,573	
Landscape Architectural Studies (04.0601)	<11	-	-	-	-	
Landscape Architecture (04.0601)	<11	-	-	-	-	
BIOLOGICAL & BIOMEDICAL SCIENCES						
Biology (26.0101)	266	51%	\$12,710	22%	\$26,202	
Biology (26.0101)	137	51%	\$15,968	15%	\$32,159	
BUSINESS, MANAGEMENT & MARKETING						
Accounting (52.0301)	314	52%	\$29,494	27%	\$45,935	
Business Economics (52.0601)	59	51%	\$22,604	26%	\$39,570	
Finance (52.0801)	528	41%	\$32,042	23%	\$46,455	
General Business (52.0101)	33	67%	\$29,062	34%	\$44,599	
Human Resource & Workforce Development Education (52.1005)	55	76%	\$41,430	45%	\$42,186	
Information Systems (52.1301)	106	51%	\$37,477	32%	\$49,421	
International Business (52.1101)	81	52%	\$29,664	25%	\$46,624	
Management (52.0201)	217	49%	\$30,138	30%	\$38,675	
Marketing (52.1401)	515	50%	\$28,324	24%	\$43,661	
Retail (52.0212)	12	42%	\$22,587	-	-	

Full-Time Employment requires Arkansas wages reported in all four quarters of the first year after graduation and total wages of at least minimum wage at 1,560 hours annual. Graduates still enrolled are excluded from Full-Time calculations.

University of Arkansas Fayetteville - 2020 Economic Security Report

Baccalaureate Degrees	2017 and 2018	2018 and 2019 First Year Employment Reported in Arkansas			
	Graduates	% Employed	Average	% Full-Time	Full-Time Avg.
Supply Chain Management (52.0203)	392	48%	\$33,233	28%	\$46,150
COMMUNICATION & JOURNALISM					
Communication (09.0101)	309	52%	\$19,962	24%	\$29,436
Journalism (09.0401)	294	51%	\$21,046	25%	\$32,790
COMPUTER & INFORMATION SCIENCES					
Computer Science (11.0101)	25	72%	\$41,183	40%	\$51,164
Computer Science (11.0101)	93	55%	\$42,360	31%	\$61,775
EDUCATION					
Career & Technical Education (13.1319)	21	76%	\$25,999	53%	\$32,386
Childhood Education (13.1202)	81	98%	\$4,416	50%	\$26,990
Educational Studies (13.0101)	81	64%	\$15,308	26%	\$23,354
Elementary Education (13.1209)	77	64%	\$36,027	53%	\$41,604
Special Education K-12 (13.1001)	12	83%	\$36,250	73%	\$43,656
ENGINEERING					
Biological Engineering (14.4501)	47	66%	\$28,797	33%	\$52,685
Biomedical Engineering (14.0501)	82	38%	\$16,921	13%	\$42,234
Chemical Engineering (14.0701)	162	40%	\$33,934	23%	\$53,901
Civil Engineering (14.0801)	126	40%	\$35,375	28%	\$49,594
Computer Engineering (14.0901)	72	46%	\$47,256	37%	\$64,844
Electrical Engineering (14.1001)	105	29%	\$44,726	20%	\$59,467
Industrial Engineering (14.3501)	124	43%	\$43,465	27%	\$59,585
Mechanical Engineering (14.1901)	313	45%	\$37,464	25%	\$55,136
ENGLISH LANGUAGE & LITERATURE					
English (23.0101)	153	64%	\$14,934	30%	\$28,155
ETHNIC & CULTURAL STUDIES					
American Studies (05.0102)	<11	-	-	-	-
FAMILY & CONSUMER SCIENCES					
Apparel Merchandising & Product Development (19.0901)	160	51%	\$25,827	22%	\$37,656

Full-Time Employment requires Arkansas wages reported in all four quarters of the first year after graduation and total wages of at least minimum wage at 1,560 hours annual. Graduates still enrolled are excluded from Full-Time calculations.

University of Arkansas Fayetteville - 2020 Economic Security Report

Baccalaureate Degrees	2017 and 2018	2018 and 2019 First Year Employment Reported in Arkansas			
	Graduates	% Employed	Average	% Full-Time	Full-Time Avg.
Birth through Kindergarten (19.0701)	<11	-	-	-	-
Human Development & Family Sciences (19.0701)	106	61%	\$19,001	29%	\$26,967
Human Environmental Sciences (19.0101)	<11	-	-	-	-
Human Nutrition & Hospitality Innovation (19.0501)	82	50%	\$19,832	24%	\$32,382
Human Nutrition and Hospitality Innovation (19.0501)	88	47%	\$17,791	16%	\$31,860
FOREIGN LANGUAGES & LINGUISTICS					
Classical Studies (16.1200)	<11	-	-	-	-
French (16.0901)	17	65%	\$16,966	29%	\$24,932
German (16.0501)	<11	-	-	-	-
Spanish (16.0905)	56	68%	\$14,084	23%	\$28,042
HEALTH PROFESSIONS					
Communication Disorders (51.0204)	137	35%	\$8,256	5%	\$22,920
Nursing (51.3801)	614	54%	\$46,392	41%	\$53,238
Public Health (51.2201)	143	58%	\$16,631	22%	\$30,714
HISTORY					
History (54.0101)	141	66%	\$16,004	31%	\$32,393
LAW ENFORCEMENT & PROTECTIVE SERV.					
Criminal Justice (43.0104)	77	66%	\$22,235	37%	\$28,386
Criminology (43.0104)	78	58%	\$19,152	26%	\$27,192
MATHEMATICS & STATISTICS					
Mathematics (27.0101)	29	55%	\$22,284	35%	\$35,463
Mathematics (27.0101)	29	45%	\$21,187	19%	\$29,584
MULTI/INTERDISCIPLINARY STUDIES					
Interdisciplinary Studies (30.0000)	28	50%	\$24,574	24%	\$38,354
NATURAL RESOURCES & CONSERVATION					
Environmental Soil & Water Science (03.0104)	46	65%	\$16,183	32%	\$27,292
PARKS, RECREATION, LEISURE & FITNESS					
Kinesiology (31.0501)	417	56%	\$15,853	22%	\$29,678

Full-Time Employment requires Arkansas wages reported in all four quarters of the first year after graduation and total wages of at least minimum wage at 1,560 hours annual. Graduates still enrolled are excluded from Full-Time calculations.

University of Arkansas Fayetteville - 2020 Economic Security Report

Baccalaureate Degrees	2017 and 2018	2018 and 2019 First Year Employment Reported in Arkansas			
	Graduates	% Employed	Average	% Full-Time	Full-Time Avg.
Recreation & Sport Management (31.0101)	136	53%	\$17,407	20%	\$31,677
PHILOSOPHY & RELIGIOUS STUDIES					
Philosophy (38.0101)	23	78%	\$9,431	18%	\$29,002
PHYSICAL SCIENCES					
Chemistry (40.0501)	22	50%	\$12,650	25%	\$26,965
Chemistry (40.0501)	95	57%	\$13,113	23%	\$27,596
Earth Science (40.0601)	<11	-	-	-	-
Geology (40.0601)	40	30%	\$14,234	10%	\$27,357
Physics (40.0801)	31	55%	\$16,429	17%	\$37,833
Physics (40.0801)	<11	-	-	-	-
PSYCHOLOGY					
Psychology (42.0101)	293	63%	\$15,455	25%	\$24,946
PUBLIC ADMIN. & SOCIAL SERVICE					
Social Work (44.0701)	110	55%	\$18,686	38%	\$27,256
SOCIAL SCIENCES					
Anthropology (45.0201)	41	73%	\$14,745	33%	\$23,055
Anthropology (45.0201)	29	38%	\$24,844	31%	\$26,441
Economics (45.0601)	43	47%	\$22,945	19%	\$42,074
Geography (45.0701)	23	74%	\$15,451	38%	\$22,868
International Studies (45.0901)	88	51%	\$11,350	13%	\$26,232
Political Science (45.1001)	169	56%	\$14,947	15%	\$37,725
Sociology (45.1101)	47	55%	\$14,079	30%	\$22,617
VISUAL & PERFORMING ARTS					
Art (50.0701)	31	71%	\$20,525	41%	\$30,252
Art (50.0701)	63	68%	\$16,771	26%	\$30,461
Interior Design (50.0408)	29	34%	\$23,970	17%	\$33,519
Music (50.0903)	19	53%	\$13,328	-	-
Music (50.0903)	56	66%	\$16,667	29%	\$32,215

Full-Time Employment requires Arkansas wages reported in all four quarters of the first year after graduation and total wages of at least minimum wage at 1,560 hours annual. Graduates still enrolled are excluded from Full-Time calculations.

University of Arkansas Fayetteville - 2020 Economic Security Report

Baccalaureate Degrees

	2017 and 2018	2018 and 2019 First Year Employment Reported in Arkansas			
	Graduates	% Employed	Average	% Full-Time	Full-Time Avg.
Studio Art (50.0701)	33	61%	\$15,156	24%	\$22,981
Theatre (50.0501)	20	80%	\$9,498	-	-

Full-Time Employment requires Arkansas wages reported in all four quarters of the first year after graduation and total wages of at least minimum wage at 1,560 hours annual. Graduates still enrolled are excluded from Full-Time calculations.



University of Arkansas Fayetteville - 2020 Economic Security Report

Post-Baccalaureate Certificates	2017 and 2018		2018 and 2019 First Year Employment Reported in Arkansas			
	Graduates	% Employed	Average	% Full-Time	Full-Time Avg.	
ALL AREAS OF STUDY	173	60%	\$60,770	51%	\$64,429	
AGRICULTURE						
Bioenergy & Sustainable Technology (01.0308)	<11	-	-	-	-	
BUSINESS, MANAGEMENT & MARKETING						
Business (52.0201)	<11	-	-	-	-	
Cross Sector Alliances: Public, Private, & Non-Profit (52.0206)	<11	-	-	-	-	
Enterprise Systems (52.1301)	52	85%	\$80,523	61%	\$73,995	
Entrepreneurship (52.0701)	<11	-	-	-	-	
EDUCATION						
Applied Behavior Analysis (13.1013)	<11	-	-	-	-	
Autism Spectrum Disorders (13.1013)	<11	-	-	-	-	
Preparing for the Professoriate (13.9999)	<11	-	-	-	-	
ENGINEERING TECHNOLOGY						
Project Management (15.1501)	53	26%	\$52,169	-	-	
ENGLISH LANGUAGE & LITERATURE						
Technical Writing & Public Rhetoric (23.1303)	<11	-	-	-	-	
ETHNIC & CULTURAL STUDIES						
African & African American Studies (05.0201)	<11	-	-	-	-	
LEGAL PROFESSIONS & STUDIES						
Business Law (22.0101)	<11	-	-	-	-	
Criminal Law (22.0101)	<11	-	-	-	-	
MULTI/INTERDISCIPLINARY STUDIES						
Sustainability (30.3301)	<11	-	-	-	-	
SOCIAL SCIENCES						
Geospatial Technologies (45.0702)	<11	-	-	-	-	
VISUAL & PERFORMING ARTS						
Advanced Performance (50.0903)	<11	-	-	-	-	

Full-Time Employment requires Arkansas wages reported in all four quarters of the first year after graduation and total wages of at least minimum wage at 1,560 hours annual. Graduates still enrolled are excluded from Full-Time calculations.

University of Arkansas Fayetteville - 2020 Economic Security Report

Master's Degrees	2017 and 2018		2018 and 2019 First Year Employment Reported in Arkansas			
	Graduates	% Employed	Average	% Full-Time	Full-Time Avg.	
ALL AREAS OF STUDY	2,306	48%	\$45,644	29%	\$51,483	
AGRICULTURE						
Agricultural Economics (01.0103)	37	43%	\$29,852	15%	\$50,035	
Animal Science (01.0901)	18	72%	\$35,999	25%	\$81,089	
Crop, Soil, & Environmental Sciences (01.1102)	27	44%	\$33,998	33%	\$43,209	
Food Safety (01.0301)	12	33%	\$44,642	-	-	
Food Science (01.1001)	18	56%	\$27,823	-	-	
Horticulture (01.1103)	<11	-	-	-	-	
Poultry Science (01.0907)	14	43%	\$34,932	-	-	
BIOLOGICAL & BIOMEDICAL SCIENCES						
Biology (26.0101)	<11	-	-	-	-	
Cell & Molecular Biology (26.0406)	20	-	-	-	-	
Entomology (26.0702)	<11	-	-	-	-	
Plant Pathology (26.0305)	<11	-	-	-	-	
BUSINESS, MANAGEMENT & MARKETING						
Accounting (52.0301)	123	48%	\$38,234	34%	\$48,299	
Business Administration (52.0201)	251	73%	\$81,887	18%	\$71,882	
Information Systems (52.1301)	63	60%	\$75,512	47%	\$85,890	
COMMUNICATION & JOURNALISM						
Communication (09.0101)	23	57%	\$20,186	18%	\$36,877	
Journalism (09.0401)	21	62%	\$32,591	44%	\$37,986	
COMPUTER & INFORMATION SCIENCES						
Computer Science (11.0101)	22	59%	\$62,643	42%	\$75,995	
EDUCATION						
Adult & Lifelong Learning (13.0403)	<11	-	-	-	-	
Agricultural & Extension Education (13.1301)	17	59%	\$34,705	25%	\$50,179	
Career & Technical Education (13.1205)	<11	-	-	-	-	
Counseling (13.1101)	43	77%	\$32,273	64%	\$36,849	

Full-Time Employment requires Arkansas wages reported in all four quarters of the first year after graduation and total wages of at least minimum wage at 1,560 hours annual. Graduates still enrolled are excluded from Full-Time calculations.

University of Arkansas Fayetteville - 2020 Economic Security Report

Master's Degrees	2017 and 2018		2018 and 2019 First Year Employment Reported in Arkansas			
	Graduates	% Employed	Average	% Full-Time	Full-Time Avg.	
Curriculum & Instruction (13.0301)	<11	-	-	-	-	
Educational Leadership (13.0401)	31	65%	\$54,174	62%	\$55,079	
Educational Statistics & Research Methods (13.0699)	<11	-	-	-	-	
Educational Technology (13.0501)	25	44%	\$33,663	25%	\$50,365	
Elementary Education (13.1202)	105	67%	\$43,191	63%	\$46,022	
Higher Education (13.0406)	43	63%	\$29,599	44%	\$37,202	
Human Resources & Workforce Development Education (13.1201)	28	68%	\$50,589	67%	\$53,066	
Physical Education (13.1314)	28	39%	\$35,733	19%	\$40,961	
Secondary Mathematics (13.1311)	<11	-	-	-	-	
Special Education (13.1001)	22	77%	\$37,517	60%	\$45,253	
Teacher Education (13.1205)	65	71%	\$37,105	56%	\$41,715	
Teaching English to Speakers of Other Languages (TESOL) (13.1401)	<11	-	-	-	-	
ENGINEERING						
Biological Engineering (14.0301)	12	50%	\$17,407	-	-	
Biomedical Engineering (14.0301)	12	33%	\$156,965	-	-	
Chemical Engineering (14.0701)	<11	-	-	-	-	
Civil Engineering (14.0801)	22	45%	\$54,791	38%	\$77,589	
Computer Engineering (14.0901)	11	-	-	-	-	
Electrical Engineering (14.1001)	47	15%	\$58,132	-	-	
Engineering (14.0101)	63	5%	\$24,091	-	-	
Engineering Management (14.0101)	<11	-	-	-	-	
Industrial Engineering (14.3501)	20	40%	\$51,027	28%	\$66,683	
Mechanical Engineering (14.1901)	14	29%	\$42,978	-	-	
ENGINEERING TECHNOLOGY						
Operations Management (15.1501)	376	19%	\$54,948	11%	\$67,828	
ENGLISH LANGUAGE & LITERATURE						
Creative Writing (23.1302)	20	60%	\$19,527	37%	\$30,354	
English (23.0101)	26	65%	\$23,916	39%	\$29,969	

Full-Time Employment requires Arkansas wages reported in all four quarters of the first year after graduation and total wages of at least minimum wage at 1,560 hours annual. Graduates still enrolled are excluded from Full-Time calculations.

University of Arkansas Fayetteville - 2020 Economic Security Report

Master's Degrees	2017 and 2018	2018 and 2019 First Year Employment Reported in Arkansas			
	Graduates	% Employed	Average	% Full-Time	Full-Time Avg.
FAMILY & CONSUMER SCIENCES					
Human Environmental Sciences (19.0101)	22	68%	\$36,880	32%	\$45,584
FOREIGN LANGUAGES & LINGUISTICS					
Comparative Literature & Cultural Studies (16.0104)	<11	-	-	-	-
Modern Language (16.9999)	<11	-	-	-	-
Spanish (16.0905)	16	56%	\$17,145	29%	\$29,091
HEALTH PROFESSIONS					
Athletic Training (51.0913)	35	9%	\$14,208	-	-
Communication Disorders (51.0204)	41	80%	\$43,239	59%	\$52,597
Community Health Promotion (51.2207)	13	77%	\$27,589	50%	\$37,398
Nursing (51.3801)	11	82%	\$46,248	64%	\$52,664
Rehabilitation (51.2310)	17	82%	\$30,965	47%	\$38,243
HISTORY					
History (54.0101)	<11	-	-	-	-
LEGAL PROFESSIONS & STUDIES					
Agricultural & Food Law (22.9999)	15	20%	\$46,774	-	-
MATHEMATICS & STATISTICS					
Mathematics (27.0101)	15	33%	\$41,066	38%	\$57,745
Statistics & Analytics (27.0501)	15	33%	\$47,735	-	-
PARKS, RECREATION, LEISURE & FITNESS					
Kinesiology (31.0505)	25	48%	\$18,339	17%	\$33,181
Recreation & Sport Management (31.0301)	45	44%	\$22,874	32%	\$33,227
PHILOSOPHY & RELIGIOUS STUDIES					
Philosophy (38.0101)	<11	-	-	-	-
PHYSICAL SCIENCES					
Chemistry (40.0501)	<11	-	-	-	-
Geology (40.0601)	20	25%	\$29,800	19%	\$35,538
Microelectronics (40.1002)	15	47%	\$30,181	38%	\$43,265

Full-Time Employment requires Arkansas wages reported in all four quarters of the first year after graduation and total wages of at least minimum wage at 1,560 hours annual. Graduates still enrolled are excluded from Full-Time calculations.

University of Arkansas Fayetteville - 2020 Economic Security Report

Master's Degrees	2017 and 2018		2018 and 2019 First Year Employment Reported in Arkansas			
	Graduates	% Employed	Average	% Full-Time	Full-Time Avg.	
Physics (40.0801)	<11	-	-	-	-	
Space & Planetary Sciences (40.0203)	<11	-	-	-	-	
PSYCHOLOGY						
Psychology (42.0101)	<11	-	-	-	-	
PUBLIC ADMIN. & SOCIAL SERVICE						
Public Administration & Nonprofit Studies (44.0401)	13	54%	\$20,396	-	-	
Social Work (44.0701)	68	78%	\$37,530	57%	\$43,585	
SOCIAL SCIENCES						
Anthropology (45.0201)	14	57%	\$19,420	-	-	
Economics (45.0601)	<11	-	-	-	-	
Geography (45.0701)	<11	-	-	-	-	
Geography (45.0701)	11	55%	\$40,125	40%	\$43,854	
Political Science (45.1001)	<11	-	-	-	-	
Sociology (45.1101)	16	63%	\$10,423	-	-	
VISUAL & PERFORMING ARTS						
Art (50.0701)	13	54%	\$19,319	31%	\$28,700	
Music (50.0903)	34	44%	\$15,466	21%	\$34,000	
Theatre (50.0501)	<11	-	-	-	-	

Full-Time Employment requires Arkansas wages reported in all four quarters of the first year after graduation and total wages of at least minimum wage at 1,560 hours annual. Graduates still enrolled are excluded from Full-Time calculations.

University of Arkansas Fayetteville - 2020 Economic Security Report

Post-Master's Degree Certificates	2017 and 2018		2018 and 2019 First Year Employment Reported in Arkansas			
	Graduates		% Employed	Average	% Full-Time	Full-Time Avg.
ALL AREAS OF STUDY	23		74%	\$67,194	81%	\$72,307
EDUCATION						
Arkansas Curriculum / Program Administrator (13.0404)	<11		-	-	-	-
Building-Level Administration K-12 (13.0404)	<11		-	-	-	-
Curriculum & Instruction (13.0301)	<11		-	-	-	-
District-Level Administration (13.0404)	<11		-	-	-	-
Educational Leadership (13.0401)	<11		-	-	-	-
Educational Program Evaluation (13.0601)	<11		-	-	-	-
Educational Statistics & Research Methods (13.0603)	<11		-	-	-	-

Full-Time Employment requires Arkansas wages reported in all four quarters of the first year after graduation and total wages of at least minimum wage at 1,560 hours annual. Graduates still enrolled are excluded from Full-Time calculations.

University of Arkansas Fayetteville - 2020 Economic Security Report

Doctor's Degrees - Research/Scholarship	2017 and 2018		2018 and 2019 First Year Employment Reported in Arkansas			
	Graduates	% Employed	Average	% Full-Time	Full-Time Avg.	
ALL AREAS OF STUDY	372	37%	\$48,401	18%	\$71,944	
AGRICULTURE						
Animal Science (01.0901)	<11	-	-	-	-	
Crop, Soil, & Environmental Sciences (01.1102)	<11	-	-	-	-	
Food Science (01.1001)	<11	-	-	-	-	
Poultry Science (01.0907)	<11	-	-	-	-	
BIOLOGICAL & BIOMEDICAL SCIENCES						
Biology (26.0101)	<11	-	-	-	-	
Cell & Molecular Biology (26.0406)	19	37%	\$35,345	21%	\$56,330	
BUSINESS, MANAGEMENT & MARKETING						
Business Administration (52.0201)	20	-	-	-	-	
EDUCATION						
Adult & Lifelong Learning (13.0403)	<11	-	-	-	-	
Adult Education (13.1201)	<11	-	-	-	-	
Counselor Education (13.1101)	<11	-	-	-	-	
Counselor Education & Supervision (13.1101)	<11	-	-	-	-	
Curriculum & Instruction (13.0301)	11	45%	\$59,355	27%	\$79,382	
Education Policy (13.0901)	<11	-	-	-	-	
Educational Leadership (13.0401)	16	25%	\$121,534	25%	\$121,534	
Educational Statistics & Research Methods (13.0603)	<11	-	-	-	-	
Higher Education (13.0406)	11	64%	\$67,230	40%	\$78,526	
Human Resources & Workforce Development Education (13.1201)	<11	-	-	-	-	
ENGINEERING						
Engineering (14.0101)	73	36%	\$51,904	18%	\$76,857	
ENGLISH LANGUAGE & LITERATURE						
English (23.0101)	18	39%	\$16,025	-	-	
FOREIGN LANGUAGES & LINGUISTICS						
Comparative Literature & Cultural Studies (16.0104)	<11	-	-	-	-	

Full-Time Employment requires Arkansas wages reported in all four quarters of the first year after graduation and total wages of at least minimum wage at 1,560 hours annual. Graduates still enrolled are excluded from Full-Time calculations.

University of Arkansas Fayetteville - 2020 Economic Security Report

Doctor's Degrees - Research/Scholarship	2017 and 2018	2018 and 2019 First Year Employment Reported in Arkansas			
	Graduates	% Employed	Average	% Full-Time	Full-Time Avg.
HEALTH PROFESSIONS					
Community Health Promotion (51.2207)	<11	-	-	-	-
Health, Sport, and Exercise (51.0001)	<11	-	-	-	-
Rehabilitation (51.2310)	<11	-	-	-	-
HISTORY					
History (54.0101)	13	69%	\$57,305	46%	\$71,585
MATHEMATICS & STATISTICS					
Mathematics (27.0101)	<11	-	-	-	-
PARKS, RECREATION, LEISURE & FITNESS					
Kinesiology (31.0505)	<11	-	-	-	-
Recreation & Sport Management (31.0301)	<11	-	-	-	-
PHILOSOPHY & RELIGIOUS STUDIES					
Philosophy (38.0101)	<11	-	-	-	-
PHYSICAL SCIENCES					
Chemistry (40.0501)	21	52%	\$25,233	-	-
Environmental Dynamics (40.0699)	11	36%	\$39,521	-	-
Geosciences (40.0601)	<11	-	-	-	-
Microelectronics-Photonics (40.1002)	11	55%	\$31,283	-	-
Physics (40.0801)	<11	-	-	-	-
Space & Planetary Sciences (40.0203)	<11	-	-	-	-
PSYCHOLOGY					
Psychology (42.0101)	15	-	-	-	-
PUBLIC ADMIN. & SOCIAL SERVICE					
Public Policy (44.0501)	11	82%	\$56,880	40%	\$70,223
SOCIAL SCIENCES					
Anthropology (45.0201)	<11	-	-	-	-
Economics (45.0601)	<11	-	-	-	-

Full-Time Employment requires Arkansas wages reported in all four quarters of the first year after graduation and total wages of at least minimum wage at 1,560 hours annual. Graduates still enrolled are excluded from Full-Time calculations.

University of Arkansas Fayetteville - 2020 Economic Security Report

Doctor's Degrees - Professional Practice	2017 and 2018		2018 and 2019 First Year Employment Reported in Arkansas			
	Graduates	% Employed	Average	% Full-Time	Full-Time Avg.	
ALL AREAS OF STUDY	263	57%	\$40,527	34%	\$58,253	
HEALTH PROFESSIONS						
Nursing Practice (51.3818)	30	67%	\$83,332	53%	\$101,648	
LEGAL PROFESSIONS & STUDIES						
Law (22.0101)	233	56%	\$33,992	31%	\$48,473	

Full-Time Employment requires Arkansas wages reported in all four quarters of the first year after graduation and total wages of at least minimum wage at 1,560 hours annual. Graduates still enrolled are excluded from Full-Time calculations.



University of Arkansas - Fort Smith - 2020 Economic Security Report

Certificates of Proficiency	2017 and 2018		2018 and 2019 First Year Employment Reported in Arkansas			
	Graduates	% Employed	Average	% Full-Time	Full-Time Avg.	
ALL AREAS OF STUDY	615	80%	\$19,397	33%	\$25,432	
BUSINESS, MANAGEMENT & MARKETING						
Community Leadership (52.0213)	56	75%	\$21,601	-	-	
Medical Office Professional (52.0402)	15	67%	\$15,395	-	-	
Office Management (52.0402)	12	83%	\$17,211	-	-	
Office Management Technology-Human Resources (52.0402)	<11	-	-	-	-	
Professional Sales (52.1804)	<11	-	-	-	-	
Workforce Leadership (52.0201)	24	96%	\$34,304	-	-	
COMPUTER & INFORMATION SCIENCES						
Computer Graphic Technology (11.0803)	59	76%	\$13,482	-	-	
Data Analytics (11.0101)	<11	-	-	-	-	
EDUCATION						
Early Childhood Education (13.1210)	43	84%	\$10,651	25%	\$20,442	
Teaching English as a Second Language (13.1401)	19	79%	\$20,358	-	-	
ENGINEERING TECHNOLOGY						
Computer Graphic Technology (15.1302)	19	74%	\$17,385	-	-	
Robotics (15.0405)	12	100%	\$14,489	-	-	
MECHANIC & REPAIR TECHNOLOGIES						
Automotive Drivability Specialist (47.0604)	18	94%	\$20,133	-	-	
Automotive Drive Train Specialist (47.0604)	33	88%	\$17,184	-	-	
Automotive Undercar Specialist (47.0604)	45	82%	\$15,298	-	-	
Industrial Electronics & Electrical Maintenance (47.0105)	19	79%	\$8,327	-	-	
Robotics (47.0105)	17	88%	\$33,019	-	-	
Sustainable Energy Technologies (47.0101)	<11	-	-	-	-	
PRECISION PRODUCTION						
ARC Welding (48.0508)	66	77%	\$20,435	35%	\$28,172	
MIG Welding (48.0508)	65	83%	\$23,283	46%	\$23,591	
TIG Welding (48.0508)	55	78%	\$19,970	28%	\$21,206	

Full-Time Employment requires Arkansas wages reported in all four quarters of the first year after graduation and total wages of at least minimum wage at 1,560 hours annual. Graduates still enrolled are excluded from Full-Time calculations.

University of Arkansas - Fort Smith - 2020 Economic Security Report

Certificates of Proficiency	2017 and 2018	2018 and 2019 First Year Employment Reported in Arkansas			
	Graduates	% Employed	Average	% Full-Time	Full-Time Avg.
Welding: Layout & Fabrication (48.0508)	29	69%	\$24,269	-	-

Technical Certificates	2017 and 2018	2018 and 2019 First Year Employment Reported in Arkansas			
	Graduates	% Employed	Average	% Full-Time	Full-Time Avg.
ALL AREAS OF STUDY	224	83%	\$22,028	40%	\$27,794
BUSINESS, MANAGEMENT & MARKETING					
Medical Office Professional (52.0402)	12	75%	\$15,016	-	-
Office Management (52.0402)	<11	-	-	-	-
Workforce Leadership (52.0201)	11	100%	\$48,306	-	-
COMPUTER & INFORMATION SCIENCES					
Computer Graphic Technology (11.0803)	44	75%	\$15,218	-	-
EDUCATION					
Certificate for 7-12 Coaching Endorsement (13.1314)	<11	-	-	-	-
Early Childhood Education (13.1210)	16	81%	\$9,785	-	-
ENGINEERING TECHNOLOGY					
Computer Graphic Technology (15.1302)	17	82%	\$18,783	-	-
HEALTH PROFESSIONS					
Practical Nursing (PN) (51.3901)	<11	-	-	-	-
MECHANIC & REPAIR TECHNOLOGIES					
Automotive Technology (47.0604)	31	87%	\$16,723	40%	\$23,872
Diesel Technology (47.0605)	<11	-	-	-	-
Industrial Electronics & Electrical Maintenance (47.0105)	34	85%	\$29,548	-	-
PRECISION PRODUCTION					
Welding (48.0508)	36	75%	\$26,604	64%	\$31,179

Full-Time Employment requires Arkansas wages reported in all four quarters of the first year after graduation and total wages of at least minimum wage at 1,560 hours annual. Graduates still enrolled are excluded from Full-Time calculations.

University of Arkansas - Fort Smith - 2020 Economic Security Report

Associate Degrees	2017 and 2018		2018 and 2019 First Year Employment Reported in Arkansas			
	Graduates	% Employed	Average	% Full-Time	Full-Time Avg.	
ALL AREAS OF STUDY	526	81%	\$23,335	54%	\$33,720	
BUSINESS, MANAGEMENT & MARKETING						
Office Management Technology (52.0402)	19	79%	\$16,791	60%	\$20,316	
Workforce Leadership (52.0201)	<11	-	-	-	-	
COMPUTER & INFORMATION SCIENCES						
Computer Graphic Technology (11.0803)	37	76%	\$14,537	35%	\$28,331	
Information Technology (11.0101)	<11	-	-	-	-	
EDUCATION						
Early Childhood Education (13.1210)	<11	-	-	-	-	
ENGINEERING						
Engineering (14.0102)	29	83%	\$22,714	50%	\$32,386	
ENGINEERING TECHNOLOGY						
Computer Graphic Technology (15.1302)	17	65%	\$20,368	67%	\$29,625	
HEALTH PROFESSIONS						
Radiography (51.0911)	35	100%	\$21,601	-	-	
Surgical Technology (51.0909)	31	90%	\$27,187	77%	\$28,793	
LAW ENFORCEMENT & PROTECTIVE SERV.						
Criminal Justice (43.0103)	20	70%	\$19,675	75%	\$22,257	
LEGAL PROFESSIONS & STUDIES						
Legal Studies (22.0302)	<11	-	-	-	-	
LIBERAL ARTS & SCI., GEN. STUDIES						
General Education (24.0101)	29	83%	\$14,130	-	-	
General Studies (24.0102)	221	78%	\$23,651	50%	\$35,750	
MECHANIC & REPAIR TECHNOLOGIES						
Electronics Technology (47.0101)	<11	-	-	-	-	
Electronics Technology (47.0105)	14	79%	\$41,042	75%	\$53,692	
General Technology (47.0000)	42	76%	\$29,976	60%	\$31,939	

Full-Time Employment requires Arkansas wages reported in all four quarters of the first year after graduation and total wages of at least minimum wage at 1,560 hours annual. Graduates still enrolled are excluded from Full-Time calculations.

University of Arkansas - Fort Smith - 2020 Economic Security Report

Baccalaureate Degrees	2017 and 2018		2018 and 2019 First Year Employment Reported in Arkansas			
	Graduates	% Employed	Average	% Full-Time	Full-Time Avg.	
ALL AREAS OF STUDY	1,624	79%	\$27,981	51%	\$36,156	
BIOLOGICAL & BIOMEDICAL SCIENCES						
Biology (26.0101)	96	81%	\$19,337	50%	\$26,913	
BUSINESS, MANAGEMENT & MARKETING						
Applied Science (52.0205)	52	69%	\$28,468	43%	\$37,829	
Business Administration (52.0201)	291	78%	\$28,383	55%	\$34,267	
Organizational Leadership (52.0213)	172	66%	\$31,406	47%	\$36,313	
COMMUNICATION & JOURNALISM						
Media Communications (09.0100)	35	77%	\$16,955	32%	\$27,694	
COMMUNICATIONS TECHNOLOGY						
Animation Technology (10.0304)	<11	-	-	-	-	
COMPUTER & INFORMATION SCIENCES						
Animation Technology (11.0803)	15	87%	\$17,659	33%	\$28,340	
Information Technology (11.0101)	79	73%	\$43,366	52%	\$50,810	
EDUCATION						
Biology (13.1322)	<11	-	-	-	-	
Elementary Education K-6 (13.1202)	79	90%	\$30,016	74%	\$33,002	
English (13.1305)	22	86%	\$26,007	63%	\$28,525	
History (13.1328)	22	95%	\$24,693	58%	\$29,430	
Mathematics (13.1311)	<11	-	-	-	-	
Middle Childhood Education 4-8 (13.1203)	31	94%	\$22,687	52%	\$32,455	
Music Education (13.1312)	<11	-	-	-	-	
Spanish K-12 (13.1330)	<11	-	-	-	-	
ENGINEERING TECHNOLOGY						
Electrical Engineering Technology (15.0303)	<11	-	-	-	-	
ENGLISH LANGUAGE & LITERATURE						
English (23.0101)	26	77%	\$19,919	48%	\$26,746	
Rhetoric & Writing (23.1303)	18	67%	\$13,375	25%	\$20,838	

Full-Time Employment requires Arkansas wages reported in all four quarters of the first year after graduation and total wages of at least minimum wage at 1,560 hours annual. Graduates still enrolled are excluded from Full-Time calculations.

University of Arkansas - Fort Smith - 2020 Economic Security Report

Baccalaureate Degrees	2017 and 2018		2018 and 2019 First Year Employment Reported in Arkansas			
	Graduates	% Employed	Average	% Full-Time	Full-Time Avg.	
FOREIGN LANGUAGES & LINGUISTICS						
Spanish (16.0905)	17	76%	\$18,816	40%	\$25,116	
HEALTH PROFESSIONS						
Dental Hygiene (51.0602)	21	86%	\$32,771	62%	\$39,648	
Imaging Science (51.0911)	23	91%	\$40,867	64%	\$47,359	
Nursing - Traditional & RN-BSN (51.3801)	156	93%	\$48,111	70%	\$52,326	
HISTORY						
History (54.0101)	43	70%	\$17,430	45%	\$24,737	
LAW ENFORCEMENT & PROTECTIVE SERV.						
Criminal Justice (43.0103)	108	77%	\$21,284	48%	\$29,114	
LIBERAL ARTS & SCI., GEN. STUDIES						
General Studies (24.0102)	85	78%	\$18,913	36%	\$27,475	
MATHEMATICS & STATISTICS						
Mathematics (27.0101)	14	93%	\$23,720	58%	\$33,335	
PHYSICAL SCIENCES						
Chemistry (40.0501)	35	69%	\$19,869	46%	\$32,126	
PSYCHOLOGY						
Psychology (42.0101)	81	79%	\$17,134	40%	\$24,964	
PUBLIC ADMIN. & SOCIAL SERVICE						
Social Work (44.0701)	12	75%	\$29,630	67%	\$37,431	
SOCIAL SCIENCES						
Political Science (45.1001)	<11	-	-	-	-	
VISUAL & PERFORMING ARTS						
Graphic Design (50.0409)	22	73%	\$21,697	45%	\$31,770	
Music (50.0901)	11	64%	\$19,344	-	-	
Studio Art (50.0701)	<11	-	-	-	-	
Theatre (50.0501)	13	92%	\$14,822	42%	\$21,356	

Full-Time Employment requires Arkansas wages reported in all four quarters of the first year after graduation and total wages of at least minimum wage at 1,560 hours annual. Graduates still enrolled are excluded from Full-Time calculations.

University of Arkansas - Fort Smith - 2020 Economic Security Report

Master's Degrees	2017 and 2018		2018 and 2019 First Year Employment Reported in Arkansas			
	Graduates	% Employed	Average	% Full-Time	Full-Time Avg.	
ALL AREAS OF STUDY	<11	-	-	-	-	
HEALTH PROFESSIONS						
Healthcare Administration (51.0701)	<11	-	-	-	-	

Full-Time Employment requires Arkansas wages reported in all four quarters of the first year after graduation and total wages of at least minimum wage at 1,560 hours annual. Graduates still enrolled are excluded from Full-Time calculations.

University of Arkansas - Pulaski Technical College - 2020 Economic Security Report

Certificates of Proficiency	2017 and 2018		2018 and 2019 First Year Employment Reported in Arkansas			
	Graduates	% Employed	Average	% Full-Time	Full-Time Avg.	
ALL AREAS OF STUDY	731	78%	\$20,046	33%	\$28,761	
BUSINESS, MANAGEMENT & MARKETING						
Accounting Technology (52.0302)	45	69%	\$22,882	60%	\$33,565	
Entrepreneurship (52.0701)	18	61%	\$15,152	-	-	
Food Purchasing (52.0901)	16	100%	\$20,494	-	-	
Hospitality & Tourism (52.0901)	<11	-	-	-	-	
Office Supervision Management (52.0204)	12	67%	\$21,057	-	-	
Office Technology (52.0408)	18	72%	\$20,349	-	-	
Restaurant Operations (52.0901)	<11	-	-	-	-	
COMPUTER & INFORMATION SCIENCES						
Computer Information Systems (11.0101)	44	75%	\$21,762	-	-	
ENGINEERING TECHNOLOGY						
Applied Electronics (15.1202)	<11	-	-	-	-	
Automated Processes (15.0613)	<11	-	-	-	-	
Drafting and Design (15.1301)	21	71%	\$24,263	-	-	
FAMILY & CONSUMER SCIENCES						
Early Childhood Development (19.0706)	27	93%	\$19,793	33%	\$23,028	
HEALTH PROFESSIONS						
Pre-Health Care Studies (51.0000)	139	84%	\$18,189	-	-	
LEGAL PROFESSIONS & STUDIES						
Paralegal Technology (22.0302)	12	58%	\$22,855	-	-	
MECHANIC & REPAIR TECHNOLOGIES						
Alternative Fuels (47.0614)	<11	-	-	-	-	
Auto Body and Frame Alignment (47.0603)	<11	-	-	-	-	
Auto Painting (47.0603)	<11	-	-	-	-	
Damage Analysis & Estimation (47.0603)	<11	-	-	-	-	
Heating, Ventilation, Air Conditioning, and Refrigeration (47.0201)	<11	-	-	-	-	
Power Equipment (47.0606)	14	-	-	-	-	

Full-Time Employment requires Arkansas wages reported in all four quarters of the first year after graduation and total wages of at least minimum wage at 1,560 hours annual. Graduates still enrolled are excluded from Full-Time calculations.

University of Arkansas - Pulaski Technical College - 2020 Economic Security Report

Certificates of Proficiency	2017 and 2018	2018 and 2019 First Year Employment Reported in Arkansas			
	Graduates	% Employed	Average	% Full-Time	Full-Time Avg.
Power Sports (47.0611)	20	45%	\$14,902	-	-
Tire Center Operator (47.0699)	32	91%	\$24,315	50%	\$31,547
Tractor & Trailer Servicing (47.0613)	12	92%	\$24,565	-	-
PERSONAL & CULINARY SERVICES					
Basic Baking (12.0501)	30	80%	\$14,623	-	-
Basic Food Preparation (12.0503)	61	87%	\$21,585	-	-
Basic Pastry Techniques (12.0501)	23	74%	\$15,773	-	-
Cake Decorating (12.0501)	21	81%	\$14,178	-	-
Wine Studies & Service (12.0599)	<11	-	-	-	-
PRECISION PRODUCTION					
Machine Shop (48.0501)	<11	-	-	-	-
Welding (48.0508)	89	79%	\$19,233	21%	\$22,991
TRANSPORTATION & MATERIALS MOVING					
Tractor & Trailer Operation (49.0205)	17	76%	\$19,537	27%	\$37,465

Full-Time Employment requires Arkansas wages reported in all four quarters of the first year after graduation and total wages of at least minimum wage at 1,560 hours annual. Graduates still enrolled are excluded from Full-Time calculations.

University of Arkansas - Pulaski Technical College - 2020 Economic Security Report

Technical Certificates	2017 and 2018		2018 and 2019 First Year Employment Reported in Arkansas			
	Graduates	% Employed	Average	% Full-Time	Full-Time Avg.	
ALL AREAS OF STUDY	1,209	80%	\$21,231	48%	\$30,131	
BUSINESS, MANAGEMENT & MARKETING						
Accounting (52.0301)	28	64%	\$27,153	60%	\$28,889	
Entrepreneurship (52.0701)	<11	-	-	-	-	
Hospitality Management (52.0901)	<11	-	-	-	-	
Office Supervision Management (52.0204)	<11	-	-	-	-	
Office Technology (52.0408)	<11	-	-	-	-	
COMMUNICATION & JOURNALISM						
Digital Media Production (09.0702)	15	60%	\$21,165	-	-	
COMPUTER & INFORMATION SCIENCES						
Computer Information Systems (11.0101)	25	60%	\$26,121	-	-	
ENGINEERING TECHNOLOGY						
Applied Electronics (15.1202)	<11	-	-	-	-	
Automated Manufacturing Systems Technology (15.0613)	<11	-	-	-	-	
Drafting & Design Technology (15.1301)	<11	-	-	-	-	
FAMILY & CONSUMER SCIENCES						
Early Childhood Development (19.0706)	11	64%	\$23,334	-	-	
HEALTH PROFESSIONS						
Dental Assisting (51.0601)	41	95%	\$20,177	89%	\$23,869	
Medical Office Technology (51.0710)	31	68%	\$18,062	32%	\$23,300	
Practical Nursing (51.3901)	43	88%	\$28,671	-	-	
Pre-Health Care Studies (51.0000)	165	84%	\$19,559	54%	\$34,737	
LEGAL PROFESSIONS & STUDIES						
Legal Secretarial (22.0301)	<11	-	-	-	-	
Paralegal Technology (22.0302)	<11	-	-	-	-	
LIBERAL ARTS & SCI., GEN. STUDIES						
General Studies (24.0101)	565	83%	\$19,389	38%	\$36,177	

Full-Time Employment requires Arkansas wages reported in all four quarters of the first year after graduation and total wages of at least minimum wage at 1,560 hours annual. Graduates still enrolled are excluded from Full-Time calculations.

University of Arkansas - Pulaski Technical College - 2020 Economic Security Report

Technical Certificates	2017 and 2018	2018 and 2019 First Year Employment Reported in Arkansas			
	Graduates	% Employed	Average	% Full-Time	Full-Time Avg.
MECHANIC & REPAIR TECHNOLOGIES					
Automotive Service Technology (47.0604)	15	93%	\$31,406	62%	\$22,875
Aviation Maintenance Airframe (47.0607)	40	70%	\$27,616	-	-
Aviation Maintenance Powerplant (47.0608)	35	66%	\$29,261	33%	\$38,271
Collision Repair Technology (47.0603)	11	73%	\$22,454	80%	\$27,139
Diesel Technology (47.0605)	13	77%	\$25,362	40%	\$35,217
Heating, Ventilation, Air Conditioning, & Refrigeration (47.0201)	<11	-	-	-	-
Power Sports and Equipment Technology (47.0606)	<11	-	-	-	-
PERSONAL & CULINARY SERVICES					
Baking & Pastry (12.0501)	24	83%	\$13,291	-	-
Cosmetology (12.0401)	14	86%	\$14,830	50%	\$20,413
Culinary Arts (12.0503)	32	75%	\$26,411	-	-
Nail Technology (12.0410)	14	86%	\$14,950	50%	\$20,413
Wine & Spirits Studies (12.0599)	<11	-	-	-	-
PRECISION PRODUCTION					
Machine Shop (48.0501)	<11	-	-	-	-
Welding Technology (48.0508)	16	88%	\$23,755	50%	\$38,480

Full-Time Employment requires Arkansas wages reported in all four quarters of the first year after graduation and total wages of at least minimum wage at 1,560 hours annual. Graduates still enrolled are excluded from Full-Time calculations.

University of Arkansas - Pulaski Technical College - 2020 Economic Security Report

Associate Degrees	2017 and 2018		2018 and 2019 First Year Employment Reported in Arkansas			
	Graduates	% Employed	Average	% Full-Time	Full-Time Avg.	
ALL AREAS OF STUDY	1,685	80%	\$21,597	49%	\$33,516	
BUSINESS, MANAGEMENT & MARKETING						
Business (52.0101)	114	85%	\$26,236	47%	\$38,844	
Business (52.0201)	55	75%	\$30,656	62%	\$36,154	
Hospitality Management (52.0901)	12	75%	\$33,818	64%	\$40,030	
COMMUNICATION & JOURNALISM						
Digital Media Production (09.0702)	26	73%	\$14,989	38%	\$29,607	
COMPUTER & INFORMATION SCIENCES						
Computer Information Systems (11.0101)	40	88%	\$29,907	53%	\$42,477	
EDUCATION						
Education (13.1206)	42	71%	\$14,150	-	-	
ENGINEERING TECHNOLOGY						
Applied Electronics Technology (15.1202)	<11	-	-	-	-	
Automated Manufacturing Systems Technology (15.0613)	<11	-	-	-	-	
Construction Management Technology (15.1001)	<11	-	-	-	-	
Drafting & Design Technology (15.1301)	11	91%	\$22,787	100%	\$26,849	
Industrial Technology (15.0612)	<11	-	-	-	-	
Technology & Engineering (15.0000)	11	73%	\$15,325	-	-	
FAMILY & CONSUMER SCIENCES						
Early Childhood Development (19.0706)	25	84%	\$21,264	62%	\$27,447	
HEALTH PROFESSIONS						
Allied Health (51.0000)	31	90%	\$24,626	57%	\$34,144	
Occupational Therapy Assistant (51.0803)	33	82%	\$24,119	47%	\$36,303	
Respiratory Therapy (51.0908)	16	100%	\$39,628	80%	\$41,968	
LEGAL PROFESSIONS & STUDIES						
Paralegal Technology (22.0302)	13	77%	\$21,215	33%	\$22,766	
LIBERAL ARTS & SCI., GEN. STUDIES						
General Education (24.0101)	377	78%	\$20,209	43%	\$31,663	

Full-Time Employment requires Arkansas wages reported in all four quarters of the first year after graduation and total wages of at least minimum wage at 1,560 hours annual. Graduates still enrolled are excluded from Full-Time calculations.

University of Arkansas - Pulaski Technical College - 2020 Economic Security Report

Associate Degrees	2017 and 2018	2018 and 2019 First Year Employment Reported in Arkansas			
	Graduates	% Employed	Average	% Full-Time	Full-Time Avg.
General Studies (24.0102)	67	84%	\$25,047	59%	\$40,126
Liberal Arts & Sciences (24.0101)	679	82%	\$19,091	46%	\$29,686
MECHANIC & REPAIR TECHNOLOGIES					
Aviation Maintenance (47.0608)	21	62%	\$37,414	42%	\$50,295
Heating, Ventilation, Air Conditioning, & Refrigeration (47.0201)	<11	-	-	-	-
MILITARY TECHNOLOGY					
Military Technologies (29.9999)	<11	-	-	-	-
MULTI/INTERDISCIPLINARY STUDIES					
General Technology (30.9999)	20	65%	\$32,277	47%	\$46,417
PERSONAL & CULINARY SERVICES					
Baking & Pastry Arts (12.0501)	21	81%	\$14,187	38%	\$24,203
Culinary Arts (12.0503)	47	79%	\$19,043	59%	\$25,947

Advanced Certificates	2017 and 2018	2018 and 2019 First Year Employment Reported in Arkansas			
	Graduates	% Employed	Average	% Full-Time	Full-Time Avg.
ALL AREAS OF STUDY	<11	-	-	-	-
BUSINESS, MANAGEMENT & MARKETING					
Computer Information Systems (52.1201)	<11	-	-	-	-

Full-Time Employment requires Arkansas wages reported in all four quarters of the first year after graduation and total wages of at least minimum wage at 1,560 hours annual. Graduates still enrolled are excluded from Full-Time calculations.

University of Arkansas - Rich Mountain - 2020 Economic Security Report

Certificates of Proficiency	2017 and 2018	2018 and 2019 First Year Employment Reported in Arkansas			
	Graduates	% Employed	Average	% Full-Time	Full-Time Avg.
ALL AREAS OF STUDY	237	79%	\$13,240	22%	\$26,763
BUSINESS, MANAGEMENT & MARKETING					
Computer Programming (52.1201)	<11	-	-	-	-
Computer Systems Technology (52.1201)	<11	-	-	-	-
Web Design (52.1201)	<11	-	-	-	-
FAMILY & CONSUMER SCIENCES					
Early Childhood Development (19.0706)	<11	-	-	-	-
HEALTH PROFESSIONS					
Emergency Medical Technician (51.0904)	<11	-	-	-	-
Health Information Billing & Coding (51.0707)	29	83%	\$15,964	-	-
Nursing Assistant (51.3902)	79	86%	\$11,573	17%	\$19,554
PERSONAL & CULINARY SERVICES					
Cosmetology Instructor (12.0413)	<11	-	-	-	-
Culinary Arts (12.0500)	<11	-	-	-	-
Manicuring and Nail Technology (12.0410)	<11	-	-	-	-
PRECISION PRODUCTION					
Inert Gas Welding (48.0508)	<11	-	-	-	-
Machine Tool Technology (48.0507)	30	77%	\$15,308	-	-
Welding (48.0508)	39	77%	\$12,555	20%	\$39,339

Full-Time Employment requires Arkansas wages reported in all four quarters of the first year after graduation and total wages of at least minimum wage at 1,560 hours annual. Graduates still enrolled are excluded from Full-Time calculations.

University of Arkansas - Rich Mountain - 2020 Economic Security Report

Technical Certificates	2017 and 2018		2018 and 2019 First Year Employment Reported in Arkansas			
	Graduates	% Employed	Average	% Full-Time	Full-Time Avg.	
ALL AREAS OF STUDY	148	71%	\$20,006	20%	\$27,304	
BUSINESS, MANAGEMENT & MARKETING						
Computer Systems Technology (52.1201)	<11	-	-	-	-	
Office Technology (52.0401)	<11	-	-	-	-	
ENGINEERING TECHNOLOGY						
Industrial Maintenance Multi-Craft (15.0612)	<11	-	-	-	-	
HEALTH PROFESSIONS						
Health Information Billing & Coding (51.0707)	19	68%	\$23,818	-	-	
Practical Nursing (51.3901)	50	92%	\$23,333	-	-	
PERSONAL & CULINARY SERVICES						
Cosmetology (12.0401)	35	40%	\$9,837	9%	\$27,081	
Culinary Arts (12.0500)	<11	-	-	-	-	
PRECISION PRODUCTION						
Machine Shop (48.0503)	16	81%	\$19,960	50%	\$26,940	
Welding (48.0508)	14	71%	\$11,317	-	-	

Full-Time Employment requires Arkansas wages reported in all four quarters of the first year after graduation and total wages of at least minimum wage at 1,560 hours annual. Graduates still enrolled are excluded from Full-Time calculations.

University of Arkansas - Rich Mountain - 2020 Economic Security Report

Associate Degrees	2017 and 2018		2018 and 2019 First Year Employment Reported in Arkansas			
	Graduates	% Employed	Average	% Full-Time	Full-Time Avg.	
ALL AREAS OF STUDY	195	78%	\$21,365	61%	\$37,321	
BUSINESS, MANAGEMENT & MARKETING						
Business & Information Technology (52.1206)	21	57%	\$19,013	50%	\$32,061	
ENGINEERING TECHNOLOGY						
Advanced Manufacturing (15.0613)	<11	-	-	-	-	
HEALTH PROFESSIONS						
Health Information Billing & Coding (51.0707)	<11	-	-	-	-	
Nursing (LPN/LPNT TO RN) (51.3801)	32	91%	\$45,000	81%	\$49,314	
LIBERAL ARTS & SCI., GEN. STUDIES						
General Education (24.0101)	29	83%	\$9,228	-	-	
General Studies (24.0102)	61	72%	\$16,734	45%	\$23,493	
MULTI/INTERDISCIPLINARY STUDIES						
General Technology (30.9999)	37	84%	\$16,420	44%	\$22,864	

Full-Time Employment requires Arkansas wages reported in all four quarters of the first year after graduation and total wages of at least minimum wage at 1,560 hours annual. Graduates still enrolled are excluded from Full-Time calculations.

University of Arkansas at Little Rock - 2020 Economic Security Report

Certificates of Proficiency	2017 and 2018	2018 and 2019 First Year Employment Reported in Arkansas			
	Graduates	% Employed	Average	% Full-Time	Full-Time Avg.
ALL AREAS OF STUDY	19	53%	\$43,279	-	-
BUSINESS, MANAGEMENT & MARKETING					
Certificate in Accounting (52.0301)	<11	-	-	-	-
Professional Sales (52.1401)	<11	-	-	-	-
COMPUTER & INFORMATION SCIENCES					
User Experience Design & Web/Mobile Development (11.0401)	<11	-	-	-	-
FOREIGN LANGUAGES & LINGUISTICS					
Workplace Spanish (16.0905)	<11	-	-	-	-
LAW ENFORCEMENT & PROTECTIVE SERV.					
Crime Scene Investigation (43.0106)	<11	-	-	-	-

Associate Degrees	2017 and 2018	2018 and 2019 First Year Employment Reported in Arkansas			
	Graduates	% Employed	Average	% Full-Time	Full-Time Avg.
ALL AREAS OF STUDY	611	85%	\$32,635	57%	\$44,659
COMPUTER & INFORMATION SCIENCES					
Computer Programming (11.0201)	<11	-	-	-	-
ENGINEERING TECHNOLOGY					
Construction Science (15.1001)	<11	-	-	-	-
Electronics & Computer Engineering Technology (15.0303)	17	65%	\$26,727	-	-
Mechanical Engineering Technology (15.0805)	30	87%	\$35,213	-	-
FOREIGN LANGUAGES & LINGUISTICS					
American Sign Language Studies (16.1603)	27	56%	\$11,999	-	-
HEALTH PROFESSIONS					
Nursing (51.3801)	298	89%	\$43,362	68%	\$49,951
LAW ENFORCEMENT & PROTECTIVE SERV.					
Law Enforcement (43.0107)	48	88%	\$24,419	-	-
LIBERAL ARTS & SCI., GEN. STUDIES					
General Education (24.0102)	187	84%	\$18,997	47%	\$35,340

Full-Time Employment requires Arkansas wages reported in all four quarters of the first year after graduation and total wages of at least minimum wage at 1,560 hours annual. Graduates still enrolled are excluded from Full-Time calculations.

University of Arkansas at Little Rock - 2020 Economic Security Report

Baccalaureate Degrees	2017 and 2018		2018 and 2019 First Year Employment Reported in Arkansas			
	Graduates	% Employed	Average	% Full-Time	Full-Time Avg.	
ALL AREAS OF STUDY	2,732	77%	\$31,004	47%	\$41,730	
BIOLOGICAL & BIOMEDICAL SCIENCES						
Biology (26.0101)	128	72%	\$19,177	45%	\$26,024	
BUSINESS, MANAGEMENT & MARKETING						
Accounting (52.0301)	89	90%	\$38,564	50%	\$47,804	
Business Analytics (52.1301)	<11	-	-	-	-	
Business Information Systems (52.0301)	40	65%	\$30,719	26%	\$39,563	
Economics (52.0601)	16	56%	\$29,280	31%	\$27,277	
Finance (52.0801)	78	68%	\$28,012	35%	\$39,410	
International Business (52.1101)	<11	-	-	-	-	
Management (52.0201)	148	80%	\$33,167	52%	\$41,975	
Marketing (52.1401)	47	70%	\$21,765	30%	\$29,797	
COMMUNICATION & JOURNALISM						
Applied Communication Studies (09.0101)	59	75%	\$23,684	39%	\$32,812	
Mass Communication (09.0401)	84	79%	\$19,167	41%	\$27,018	
COMPUTER & INFORMATION SCIENCES						
Computer Science (11.0101)	52	75%	\$34,285	53%	\$45,397	
E-Commerce (11.0401)	<11	-	-	-	-	
Information Science (11.0401)	37	78%	\$31,244	60%	\$36,682	
Web Design & Development (11.0801)	<11	-	-	-	-	
EDUCATION						
Early Childhood Education (13.1210)	42	90%	\$31,378	72%	\$35,385	
Elementary Education (13.1202)	26	96%	\$27,761	71%	\$33,565	
Middle Level Education (13.1203)	<11	-	-	-	-	
Special Education (13.1001)	<11	-	-	-	-	
ENGINEERING						
Architectural & Construction Engineering (14.3301)	<11	-	-	-	-	
Civil & Construction Engineering (14.3301)	25	72%	\$52,725	68%	\$54,031	

Full-Time Employment requires Arkansas wages reported in all four quarters of the first year after graduation and total wages of at least minimum wage at 1,560 hours annual. Graduates still enrolled are excluded from Full-Time calculations.

University of Arkansas at Little Rock - 2020 Economic Security Report

Baccalaureate Degrees	2017 and 2018	2018 and 2019 First Year Employment Reported in Arkansas			
	Graduates	% Employed	Average	% Full-Time	Full-Time Avg.
Electrical and Computer Systems Engineering (14.4201)	<11	-	-	-	-
Mechanical Systems Engineering (14.1901)	<11	-	-	-	-
Systems Engineering (14.2701)	52	69%	\$40,781	56%	\$45,956
ENGINEERING TECHNOLOGY					
Construction Management (15.1001)	32	75%	\$47,469	60%	\$50,458
Electronics & Computer Engineering Technology (15.1201)	18	78%	\$36,165	44%	\$56,447
Engineering Technology (Mechanical) (15.0805)	37	92%	\$45,531	71%	\$48,536
ENGLISH LANGUAGE & LITERATURE					
English (23.0101)	68	75%	\$20,551	40%	\$33,936
Professional & Technical Writing (23.1303)	34	65%	\$23,117	36%	\$34,774
FOREIGN LANGUAGES & LINGUISTICS					
Interpretation: American Sign Language/English (16.1603)	17	53%	\$20,545	24%	\$31,381
World Languages (16.0101)	46	65%	\$19,947	34%	\$35,969
HEALTH PROFESSIONS					
Communication Sciences & Disorders (51.0204)	43	70%	\$12,731	33%	\$22,417
Environmental Health Sciences (51.9999)	<11	-	-	-	-
Health Education/Promotion (51.0000)	25	84%	\$22,487	44%	\$28,392
Health, Human Performance & Sport Management (51.2299)	118	81%	\$24,599	46%	\$33,736
K-12 Health and Physical Education (51.0000)	<11	-	-	-	-
Nursing Completion Program (51.3801)	369	87%	\$58,539	57%	\$67,094
HISTORY					
History (54.0101)	40	80%	\$19,963	32%	\$33,929
LAW ENFORCEMENT & PROTECTIVE SERV.					
Criminal Justice (43.0104)	222	77%	\$25,262	46%	\$32,479
LIBERAL ARTS & SCI., GEN. STUDIES					
Interdisciplinary Studies (24.0101)	121	72%	\$28,022	40%	\$39,956
International Studies (24.0103)	<11	-	-	-	-

Full-Time Employment requires Arkansas wages reported in all four quarters of the first year after graduation and total wages of at least minimum wage at 1,560 hours annual. Graduates still enrolled are excluded from Full-Time calculations.

University of Arkansas at Little Rock - 2020 Economic Security Report

Baccalaureate Degrees	2017 and 2018		2018 and 2019 First Year Employment Reported in Arkansas			
	Graduates	% Employed	Average	% Full-Time	Full-Time Avg.	
MATHEMATICS & STATISTICS						
Mathematics (27.0101)	11	100%	\$27,757	71%	\$37,180	
Mathematics (27.0101)	19	68%	\$25,299	42%	\$34,292	
MULTI/INTERDISCIPLINARY STUDIES						
Applied Science (30.9999)	12	50%	\$23,902	-	-	
PHILOSOPHY & RELIGIOUS STUDIES						
Philosophy (38.0101)	12	75%	\$7,891	-	-	
PHYSICAL SCIENCES						
Chemistry (40.0501)	12	92%	\$22,340	67%	\$41,116	
Chemistry (40.0501)	13	69%	\$20,920	56%	\$31,432	
Geology (40.0601)	18	67%	\$21,113	31%	\$31,269	
Physics (40.0801)	<11	-	-	-	-	
PSYCHOLOGY						
Psychology (42.0101)	178	71%	\$19,846	42%	\$29,618	
PUBLIC ADMIN. & SOCIAL SERVICE						
Social Work (44.0701)	95	85%	\$19,162	70%	\$29,209	
SOCIAL SCIENCES						
Anthropology (45.0201)	18	89%	\$17,340	23%	\$32,561	
Political Science (45.1001)	18	83%	\$18,765	30%	\$22,460	
Sociology (45.1101)	60	78%	\$23,282	57%	\$27,298	
VISUAL & PERFORMING ARTS						
Art (50.0701)	40	83%	\$21,801	53%	\$27,299	
Art (50.0702)	31	55%	\$14,209	25%	\$18,906	
Dance Performance (50.0301)	<11	-	-	-	-	
Music (50.0901)	15	80%	\$18,896	46%	\$24,189	
Music Education (50.0901)	<11	-	-	-	-	
Performance (50.0901)	<11	-	-	-	-	
Theatre Arts (50.0501)	<11	-	-	-	-	

Full-Time Employment requires Arkansas wages reported in all four quarters of the first year after graduation and total wages of at least minimum wage at 1,560 hours annual. Graduates still enrolled are excluded from Full-Time calculations.

University of Arkansas at Little Rock - 2020 Economic Security Report

Post-Baccalaureate Certificates	2017 and 2018		2018 and 2019 First Year Employment Reported in Arkansas			
	Graduates	% Employed	Average	% Full-Time	Full-Time Avg.	
ALL AREAS OF STUDY	219	63%	\$50,129	41%	\$53,625	
BUSINESS, MANAGEMENT & MARKETING						
Business (52.0201)	<11	-	-	-	-	
Business Analytics (52.1301)	24	75%	\$51,445	-	-	
Business Information Systems (52.1301)	<11	-	-	-	-	
Human Resources and Organizational Psychology (52.0201)	<11	-	-	-	-	
Management (52.0201)	<11	-	-	-	-	
COMMUNICATION & JOURNALISM						
Strategic Communication (09.0499)	<11	-	-	-	-	
COMPUTER & INFORMATION SCIENCES						
Data Science (11.0401)	11	91%	\$76,264	80%	\$54,004	
Information Quality (11.0199)	34	35%	\$47,346	-	-	
EDUCATION						
Building Level Administration (13.0401)	<11	-	-	-	-	
Curriculum/Program Administration & Supervision (13.0401)	<11	-	-	-	-	
Dyslexia Therapist (13.1012)	23	70%	\$46,466	46%	\$47,736	
Gifted Education (13.1004)	<11	-	-	-	-	
Literacy Intervention Specialist (13.1318)	<11	-	-	-	-	
Reading/Literacy Coach (13.1315)	13	-	-	-	-	
Superintendency (13.0401)	<11	-	-	-	-	
ENGINEERING						
Systems Engineering (14.2701)	<11	-	-	-	-	
ENGINEERING TECHNOLOGY						
Technology Innovation (15.9999)	<11	-	-	-	-	
ENGLISH LANGUAGE & LITERATURE						
Online Writing Instruction (23.1101)	<11	-	-	-	-	
HEALTH PROFESSIONS						
Orientation & Mobility of the Blind (51.2310)	<11	-	-	-	-	

Full-Time Employment requires Arkansas wages reported in all four quarters of the first year after graduation and total wages of at least minimum wage at 1,560 hours annual. Graduates still enrolled are excluded from Full-Time calculations.

University of Arkansas at Little Rock - 2020 Economic Security Report

Post-Baccalaureate Certificates	2017 and 2018	2018 and 2019 First Year Employment Reported in Arkansas			
	Graduates	% Employed	Average	% Full-Time	Full-Time Avg.
Rehabilitation Counseling (51.2310)	<11	-	-	-	-
MATHEMATICS & STATISTICS					
Applied Statistics (27.0599)	<11	-	-	-	-
MULTI/INTERDISCIPLINARY STUDIES					
Conflict Mediation (30.0501)	13	54%	\$34,931	36%	\$46,291
PUBLIC ADMIN. & SOCIAL SERVICE					
Gerontology (44.0701)	<11	-	-	-	-
Nonprofit Management (44.0401)	12	83%	\$39,874	100%	\$40,706

Full-Time Employment requires Arkansas wages reported in all four quarters of the first year after graduation and total wages of at least minimum wage at 1,560 hours annual. Graduates still enrolled are excluded from Full-Time calculations.

University of Arkansas at Little Rock - 2020 Economic Security Report

Master's Degrees	2017 and 2018		2018 and 2019 First Year Employment Reported in Arkansas			
	Graduates	% Employed	Average	% Full-Time	Full-Time Avg.	
ALL AREAS OF STUDY	1,009	73%	\$45,904	52%	\$54,241	
BIOLOGICAL & BIOMEDICAL SCIENCES						
Bioinformatics (26.1103)	<11	-	-	-	-	
Biology (26.0101)	<11	-	-	-	-	
Biology (26.0101)	<11	-	-	-	-	
BUSINESS, MANAGEMENT & MARKETING						
Business Administration (52.0201)	128	80%	\$84,930	54%	\$101,193	
Business Information Systems (52.1301)	43	70%	\$54,424	56%	\$62,322	
COMMUNICATION & JOURNALISM						
Applied Communication Studies (09.9999)	19	89%	\$42,046	44%	\$53,221	
Mass Communication (09.0401)	<11	-	-	-	-	
COMPUTER & INFORMATION SCIENCES						
Computer Science (11.0101)	17	29%	\$39,873	21%	\$41,403	
Information Quality (11.0199)	77	48%	\$55,299	23%	\$64,968	
Information Science (11.0401)	14	43%	\$67,493	38%	\$78,125	
EDUCATION						
Adult and Professional Learning (13.1201)	17	94%	\$45,861	73%	\$45,879	
Counselor Education (13.1101)	59	93%	\$41,333	65%	\$47,066	
Curriculum & Instruction (13.0301)	14	71%	\$32,206	27%	\$37,344	
Education (13.1206)	32	84%	\$37,422	58%	\$41,970	
Gifted, Creative, & Talented Education (13.1004)	<11	-	-	-	-	
Gifted, Creative, and Talented Education (13.1004)	<11	-	-	-	-	
Higher Education (13.0406)	14	71%	\$21,614	36%	\$38,746	
Learning Systems Technology (13.0501)	18	72%	\$52,251	56%	\$54,808	
Middle Childhood Education (13.1203)	<11	-	-	-	-	
Reading (13.1315)	24	96%	\$41,302	72%	\$46,626	
Rural and Urban School Leadership (13.0401)	<11	-	-	-	-	
Special Education K-12 (13.1001)	<11	-	-	-	-	

Full-Time Employment requires Arkansas wages reported in all four quarters of the first year after graduation and total wages of at least minimum wage at 1,560 hours annual. Graduates still enrolled are excluded from Full-Time calculations.

University of Arkansas at Little Rock - 2020 Economic Security Report

Master's Degrees	2017 and 2018		2018 and 2019 First Year Employment Reported in Arkansas			
	Graduates	% Employed	Average	% Full-Time	Full-Time Avg.	
ENGINEERING						
Systems Engineering (14.2701)	18	28%	\$25,874	-	-	
ENGINEERING TECHNOLOGY						
Construction Management (15.1001)	33	48%	\$47,422	34%	\$58,024	
ENGLISH LANGUAGE & LITERATURE						
Professional & Technical Writing (23.1303)	24	83%	\$32,323	55%	\$42,824	
HEALTH PROFESSIONS						
Health Education/Promotion (51.0000)	<11	-	-	-	-	
Health, Human Performance & Sport Management (51.0000)	<11	-	-	-	-	
Rehabilitation Counseling (51.2310)	69	68%	\$32,872	45%	\$39,329	
Rehabilitation of the Blind (51.2310)	11	-	-	-	-	
Sport Management (51.0000)	<11	-	-	-	-	
HISTORY						
Public History (54.0101)	13	69%	\$23,189	58%	\$27,625	
LAW ENFORCEMENT & PROTECTIVE SERV.						
Criminal Justice (43.0104)	<11	-	-	-	-	
Criminal Justice (43.0104)	12	83%	\$41,484	75%	\$46,001	
LIBERAL ARTS & SCI., GEN. STUDIES						
Interdisciplinary Studies (24.0101)	<11	-	-	-	-	
MATHEMATICS & STATISTICS						
Mathematical Sciences (27.0301)	12	58%	\$34,789	50%	\$41,844	
PHYSICAL SCIENCES						
Applied Sciences (40.0101)	15	27%	\$11,621	-	-	
Chemistry (40.0501)	<11	-	-	-	-	
Chemistry (40.0501)	<11	-	-	-	-	
PSYCHOLOGY						
Applied Psychology (42.2803)	13	69%	\$26,285	50%	\$35,209	

Full-Time Employment requires Arkansas wages reported in all four quarters of the first year after graduation and total wages of at least minimum wage at 1,560 hours annual. Graduates still enrolled are excluded from Full-Time calculations.

University of Arkansas at Little Rock - 2020 Economic Security Report

Master's Degrees	2017 and 2018	2018 and 2019 First Year Employment Reported in Arkansas			
	Graduates	% Employed	Average	% Full-Time	Full-Time Avg.
PUBLIC ADMIN. & SOCIAL SERVICE					
Master of Public Administration (4+1) Program (44.0401)	34	85%	\$47,710	70%	\$53,969
Public Service (44.9999)	68	51%	\$23,449	19%	\$33,867
Social Work (44.0701)	135	95%	\$40,588	83%	\$43,672
VISUAL & PERFORMING ARTS					
Art (50.0701)	<11	-	-	-	-

Post-Master's Degree Certificates	2017 and 2018	2018 and 2019 First Year Employment Reported in Arkansas			
	Graduates	% Employed	Average	% Full-Time	Full-Time Avg.
EDUCATION					
ALL AREAS OF STUDY	<11	-	-	-	-
Educational Administration (13.0401)	<11	-	-	-	-
Reading (13.1315)	<11	-	-	-	-

Full-Time Employment requires Arkansas wages reported in all four quarters of the first year after graduation and total wages of at least minimum wage at 1,560 hours annual. Graduates still enrolled are excluded from Full-Time calculations.

University of Arkansas at Little Rock - 2020 Economic Security Report

Doctor's Degrees - Research/Scholarship	2017 and 2018	2018 and 2019 First Year Employment Reported in Arkansas			
	Graduates	% Employed	Average	% Full-Time	Full-Time Avg.
ALL AREAS OF STUDY	62	60%	\$57,995	34%	\$71,477
BIOLOGICAL & BIOMEDICAL SCIENCES					
Bioinformatics (26.1103)	<11	-	-	-	-
COMPUTER & INFORMATION SCIENCES					
Computer and Information Sciences (11.0201)	11	64%	\$75,426	45%	\$69,709
EDUCATION					
Educational Administration (13.0401)	<11	-	-	-	-
Higher Education (13.0406)	<11	-	-	-	-
Reading (13.1315)	<11	-	-	-	-
ENGINEERING					
Engineering Science & Systems (14.0101)	<11	-	-	-	-
LAW ENFORCEMENT & PROTECTIVE SERV.					
Criminal Justice (43.0104)	<11	-	-	-	-
PHYSICAL SCIENCES					
Applied Sciences (40.0101)	16	50%	\$38,131	19%	\$69,472

Doctor's Degrees - Professional Practice	2017 and 2018	2018 and 2019 First Year Employment Reported in Arkansas			
	Graduates	% Employed	Average	% Full-Time	Full-Time Avg.
ALL AREAS OF STUDY	225	71%	\$32,115	36%	\$47,417
LEGAL PROFESSIONS & STUDIES					
Law (22.0101)	225	71%	\$32,115	36%	\$47,417

Full-Time Employment requires Arkansas wages reported in all four quarters of the first year after graduation and total wages of at least minimum wage at 1,560 hours annual. Graduates still enrolled are excluded from Full-Time calculations.

University of Arkansas at Monticello - 2020 Economic Security Report

Certificates of Proficiency	2017 and 2018		2018 and 2019 First Year Employment Reported in Arkansas			
	Graduates	% Employed	Average	% Full-Time	Full-Time Avg.	
ALL AREAS OF STUDY	491	68%	\$12,363	29%	\$32,562	
BUSINESS, MANAGEMENT & MARKETING						
Basic Business Principles (52.0401)	<11	-	-	-	-	
Hospitality Skills (52.0901)	15	67%	\$9,358	-	-	
Office Support (52.0401)	<11	-	-	-	-	
FAMILY & CONSUMER SCIENCES						
Child Development Associate (19.0706)	59	75%	\$13,262	60%	\$23,271	
HEALTH PROFESSIONS						
Emergency Medical Technician (51.0904)	28	79%	\$30,377	47%	\$58,992	
Healthcare Office Skills (51.0712)	31	61%	\$12,862	-	-	
Nursing Assistant (51.3902)	219	68%	\$8,026	21%	\$20,985	
MECHANIC & REPAIR TECHNOLOGIES						
Industrial Equipment Repair (47.0303)	70	46%	\$13,372	-	-	
PRECISION PRODUCTION						
Welding (48.0508)	50	84%	\$16,803	-	-	
TRANSPORTATION & MATERIALS MOVING						
Tractor Trailer Operation (49.0205)	<11	-	-	-	-	

Full-Time Employment requires Arkansas wages reported in all four quarters of the first year after graduation and total wages of at least minimum wage at 1,560 hours annual. Graduates still enrolled are excluded from Full-Time calculations.

University of Arkansas at Monticello - 2020 Economic Security Report

Technical Certificates	2017 and 2018		2018 and 2019 First Year Employment Reported in Arkansas			
	Graduates	% Employed	Average	% Full-Time	Full-Time Avg.	
ALL AREAS OF STUDY	243	75%	\$21,039	54%	\$36,241	
BUSINESS, MANAGEMENT & MARKETING						
Administrative Office Technology (52.0401)	<11	-	-	-	-	
Business Technology (52.0401)	<11	-	-	-	-	
Hospitality Services (52.0901)	14	64%	\$8,551	-	-	
ENGINEERING TECHNOLOGY						
Electromechanical Technology (15.0403)	44	61%	\$18,282	-	-	
FAMILY & CONSUMER SCIENCES						
Early Childhood Education (19.0708)	38	68%	\$13,140	43%	\$17,719	
HEALTH PROFESSIONS						
Emergency Medical Technician (51.0904)	<11	-	-	-	-	
Health Information Technology (51.0707)	24	63%	\$14,562	-	-	
Practical Nursing (51.3901)	32	81%	\$26,021	100%	\$35,374	
MECHANIC & REPAIR TECHNOLOGIES						
Automotive Service Technology (47.0604)	<11	-	-	-	-	
Diesel Technology (47.0605)	<11	-	-	-	-	
Heavy Equipment Operation (47.0303)	21	86%	\$16,148	43%	\$26,421	
PRECISION PRODUCTION						
Welding Technology (48.0508)	40	90%	\$28,384	-	-	

Full-Time Employment requires Arkansas wages reported in all four quarters of the first year after graduation and total wages of at least minimum wage at 1,560 hours annual. Graduates still enrolled are excluded from Full-Time calculations.

University of Arkansas at Monticello - 2020 Economic Security Report

Associate Degrees		2017 and 2018	2018 and 2019 First Year Employment Reported in Arkansas			
		Graduates	% Employed	Average	% Full-Time	Full-Time Avg.
	ALL AREAS OF STUDY	556	71%	\$19,431	44%	\$36,974
ENGINEERING TECHNOLOGY						
	Land Surveying Technology (15.1102)	<11	-	-	-	-
HEALTH PROFESSIONS						
	Nursing (51.3801)	<11	-	-	-	-
LIBERAL ARTS & SCI., GEN. STUDIES						
	General Education (24.0102)	416	70%	\$15,883	48%	\$43,461
MECHANIC & REPAIR TECHNOLOGIES						
	Industrial Technology (47.0303)	27	78%	\$45,803	-	-
MULTI/INTERDISCIPLINARY STUDIES						
	General Technology (30.9999)	100	77%	\$24,909	44%	\$22,463

Advanced Certificates		2017 and 2018	2018 and 2019 First Year Employment Reported in Arkansas			
		Graduates	% Employed	Average	% Full-Time	Full-Time Avg.
	ALL AREAS OF STUDY	43	72%	\$42,859	-	-
BUSINESS, MANAGEMENT & MARKETING						
	Computer Information Systems (52.1201)	<11	-	-	-	-
ENGINEERING TECHNOLOGY						
	Electromechanical Technology (15.0499)	42	71%	\$44,125	-	-

Full-Time Employment requires Arkansas wages reported in all four quarters of the first year after graduation and total wages of at least minimum wage at 1,560 hours annual. Graduates still enrolled are excluded from Full-Time calculations.

University of Arkansas at Monticello - 2020 Economic Security Report

Baccalaureate Degrees	2017 and 2018		2018 and 2019 First Year Employment Reported in Arkansas			
	Graduates	% Employed	Average	% Full-Time	Full-Time Avg.	
ALL AREAS OF STUDY	718	72%	\$24,502	43%	\$35,236	
AGRICULTURE						
Agriculture (01.0102)	46	70%	\$20,966	33%	\$31,557	
BIOLOGICAL & BIOMEDICAL SCIENCES						
Biology (26.0101)	36	64%	\$21,082	43%	\$25,550	
BUSINESS, MANAGEMENT & MARKETING						
Accounting (52.0301)	26	81%	\$30,252	58%	\$35,712	
Business Administration (52.0201)	55	67%	\$24,047	31%	\$33,073	
Computer Information Systems (52.1201)	40	78%	\$24,029	46%	\$33,442	
COMMUNICATION & JOURNALISM						
Communication (09.0101)	17	65%	\$19,332	36%	\$21,209	
EDUCATION						
Education Studies (Non-Licensure) (13.0101)	37	95%	\$24,682	60%	\$25,130	
K-6 Elementary Education (13.1209)	20	90%	\$30,296	79%	\$33,902	
Middle Level Education (13.1203)	<11	-	-	-	-	
Music Education (13.1312)	<11	-	-	-	-	
Teaching & Learning (13.9999)	17	82%	\$21,845	75%	\$20,124	
ENGINEERING TECHNOLOGY						
Land Surveying (15.1102)	<11	-	-	-	-	
Spatial Information Systems (15.1102)	<11	-	-	-	-	
ENGLISH LANGUAGE & LITERATURE						
English (23.0101)	18	83%	\$24,101	-	-	
FOREIGN LANGUAGES & LINGUISTICS						
Modern Languages (16.0101)	<11	-	-	-	-	
HEALTH PROFESSIONS						
Nursing (51.3801)	41	93%	\$52,883	88%	\$54,844	
HISTORY						
History (54.0101)	18	61%	\$14,611	30%	\$23,990	

Full-Time Employment requires Arkansas wages reported in all four quarters of the first year after graduation and total wages of at least minimum wage at 1,560 hours annual. Graduates still enrolled are excluded from Full-Time calculations.

University of Arkansas at Monticello - 2020 Economic Security Report

Baccalaureate Degrees	2017 and 2018		2018 and 2019 First Year Employment Reported in Arkansas			
	Graduates	% Employed	Average	% Full-Time	Full-Time Avg.	
LAW ENFORCEMENT & PROTECTIVE SERV.						
Criminal Justice (43.0104)	37	78%	\$24,128	58%	\$28,685	
LIBERAL ARTS & SCI., GEN. STUDIES						
General Studies (24.0102)	71	68%	\$26,434	38%	\$42,489	
MATHEMATICS & STATISTICS						
Mathematics (27.0101)	<11	-	-	-	-	
MULTI/INTERDISCIPLINARY STUDIES						
Applied Sciences (30.9999)	13	100%	\$26,920	63%	\$40,496	
Natural Science (30.0101)	<11	-	-	-	-	
NATURAL RESOURCES & CONSERVATION						
Natural Resources Management (03.0501)	17	82%	\$22,082	43%	\$32,374	
PARKS, RECREATION, LEISURE & FITNESS						
Health, Physical Education, & Exercise Science (31.0501)	75	60%	\$16,219	13%	\$22,486	
PHYSICAL SCIENCES						
Chemistry (40.0501)	22	64%	\$11,485	38%	\$21,734	
PSYCHOLOGY						
Psychology (42.0101)	38	68%	\$19,854	43%	\$31,959	
PUBLIC ADMIN. & SOCIAL SERVICE						
Social Work (44.0701)	<11	-	-	-	-	
SOCIAL SCIENCES						
Political Science (45.1001)	<11	-	-	-	-	
VISUAL & PERFORMING ARTS						
Art (50.0701)	14	64%	\$18,604	-	-	
Music (50.0901)	16	75%	\$12,273	-	-	

Full-Time Employment requires Arkansas wages reported in all four quarters of the first year after graduation and total wages of at least minimum wage at 1,560 hours annual. Graduates still enrolled are excluded from Full-Time calculations.

University of Arkansas at Monticello - 2020 Economic Security Report

Master's Degrees	2017 and 2018		2018 and 2019 First Year Employment Reported in Arkansas			
	Graduates	% Employed	Average	% Full-Time	Full-Time Avg.	
ALL AREAS OF STUDY	237	86%	\$37,724	58%	\$40,474	
EDUCATION						
Education (13.1205)	141	96%	\$37,332	73%	\$40,049	
Education (13.1206)	29	97%	\$35,436	48%	\$40,802	
Educational Leadership (13.0401)	<11	-	-	-	-	
ENGLISH LANGUAGE & LITERATURE						
Creative Writing (23.1302)	<11	-	-	-	-	
NATURAL RESOURCES & CONSERVATION						
Forest Resources (03.0506)	<11	-	-	-	-	
PARKS, RECREATION, LEISURE & FITNESS						
Physical Education & Coaching (31.0501)	27	59%	\$37,688	45%	\$43,807	
VISUAL & PERFORMING ARTS						
Jazz Studies (50.0910)	18	83%	\$40,029	-	-	

Full-Time Employment requires Arkansas wages reported in all four quarters of the first year after graduation and total wages of at least minimum wage at 1,560 hours annual. Graduates still enrolled are excluded from Full-Time calculations.

University of Arkansas at Pine Bluff - 2020 Economic Security Report

Associate Degrees	2017 and 2018		2018 and 2019 First Year Employment Reported in Arkansas			
	Graduates	% Employed	Average	% Full-Time	Full-Time Avg.	
ALL AREAS OF STUDY	16	75%	\$16,560	-	-	
LIBERAL ARTS & SCI., GEN. STUDIES						
General Education (24.0101)	16	75%	\$16,560	-	-	

Full-Time Employment requires Arkansas wages reported in all four quarters of the first year after graduation and total wages of at least minimum wage at 1,560 hours annual. Graduates still enrolled are excluded from Full-Time calculations.



University of Arkansas at Pine Bluff - 2020 Economic Security Report

Baccalaureate Degrees	2017 and 2018		2018 and 2019 First Year Employment Reported in Arkansas			
	Graduates	% Employed	Average	% Full-Time	Full-Time Avg.	
ALL AREAS OF STUDY	782	65%	\$21,077	38%	\$30,809	
AGRICULTURE						
Agriculture (01.0301)	14	57%	\$11,618	-	-	
Agriculture (01.0308)	18	67%	\$26,955	50%	\$36,604	
Aquaculture and Fisheries Sciences (01.0308)	<11	-	-	-	-	
Regulatory Science (01.0100)	<11	-	-	-	-	
BIOLOGICAL & BIOMEDICAL SCIENCES						
Biology (26.0101)	100	73%	\$15,699	35%	\$27,290	
BUSINESS, MANAGEMENT & MARKETING						
Accounting (52.0301)	19	63%	\$9,692	19%	\$20,033	
Business Administration (52.0201)	80	65%	\$22,158	40%	\$28,045	
COMMUNICATION & JOURNALISM						
Mass Communications (09.0401)	36	53%	\$15,901	21%	\$27,719	
Theatre (09.0199)	<11	-	-	-	-	
COMPUTER & INFORMATION SCIENCES						
Computer Science (11.0101)	21	57%	\$15,150	27%	\$24,394	
EDUCATION						
Elementary Education K-6 (13.1210)	12	67%	\$28,250	60%	\$26,898	
Health & Physical Education (13.1314)	50	54%	\$16,494	34%	\$25,044	
Science Education (13.1316)	<11	-	-	-	-	
ENGINEERING TECHNOLOGY						
Industrial Technology (15.0612)	48	65%	\$27,190	44%	\$33,512	
ENGLISH LANGUAGE & LITERATURE						
English (23.0101)	12	75%	\$23,406	44%	\$32,351	
FAMILY & CONSUMER SCIENCES						
Human Sciences (19.0101)	62	73%	\$19,649	41%	\$25,789	
HEALTH PROFESSIONS						
Nursing (51.3801)	<11	-	-	-	-	

Full-Time Employment requires Arkansas wages reported in all four quarters of the first year after graduation and total wages of at least minimum wage at 1,560 hours annual. Graduates still enrolled are excluded from Full-Time calculations.

University of Arkansas at Pine Bluff - 2020 Economic Security Report

Baccalaureate Degrees	2017 and 2018	2018 and 2019 First Year Employment Reported in Arkansas			
	Graduates	% Employed	Average	% Full-Time	Full-Time Avg.
Nursing (51.3801)	15	73%	\$44,750	53%	\$58,250
Rehabilitation Services (51.2399)	24	46%	\$24,741	38%	\$27,694
LAW ENFORCEMENT & PROTECTIVE SERV.					
Criminal Justice (43.0104)	63	71%	\$23,360	49%	\$29,794
LIBERAL ARTS & SCI., GEN. STUDIES					
General Studies (24.0102)	55	65%	\$17,572	33%	\$27,190
MATHEMATICS & STATISTICS					
Mathematics (27.0101)	14	79%	\$16,389	50%	\$26,380
NATURAL RESOURCES & CONSERVATION					
Regulatory Science (03.0299)	<11	-	-	-	-
PHYSICAL SCIENCES					
Chemistry/Physics (40.0501)	19	32%	\$23,603	27%	\$27,021
PSYCHOLOGY					
Psychology (42.0101)	24	71%	\$18,353	38%	\$28,645
PUBLIC ADMIN. & SOCIAL SERVICE					
Social Work (44.0701)	29	79%	\$21,781	57%	\$27,574
SOCIAL SCIENCES					
Social Sciences (45.0101)	23	48%	\$15,623	-	-
VISUAL & PERFORMING ARTS					
Art (50.0701)	<11	-	-	-	-
Music (50.0901)	11	27%	\$15,677	-	-

Full-Time Employment requires Arkansas wages reported in all four quarters of the first year after graduation and total wages of at least minimum wage at 1,560 hours annual. Graduates still enrolled are excluded from Full-Time calculations.

University of Arkansas at Pine Bluff - 2020 Economic Security Report

Master's Degrees	2017 and 2018		2018 and 2019 First Year Employment Reported in Arkansas			
	Graduates	% Employed	Average	% Full-Time	Full-Time Avg.	
ALL AREAS OF STUDY	70	67%	\$25,933	37%	\$38,395	
AGRICULTURE						
Agricultural Regulations (01.9999)	<11	-	-	-	-	
Aquaculture & Fisheries (01.0303)	<11	-	-	-	-	
COMPUTER & INFORMATION SCIENCES						
Computer Science & Technology (11.0101)	25	48%	\$30,946	26%	\$44,636	
EDUCATION						
Early Childhood Education (13.1210)	<11	-	-	-	-	
Secondary Education (13.1205)	12	75%	\$32,960	55%	\$41,020	
Teaching (13.1299)	<11	-	-	-	-	
HEALTH PROFESSIONS						
Addiction Studies (51.1501)	<11	-	-	-	-	
NATURAL RESOURCES & CONSERVATION						
Agricultural Regulations (03.0299)	<11	-	-	-	-	

Doctor's Degrees - Research/Scholarship	2017 and 2018		2018 and 2019 First Year Employment Reported in Arkansas			
	Graduates	% Employed	Average	% Full-Time	Full-Time Avg.	
ALL AREAS OF STUDY	<11	-	-	-	-	
AGRICULTURE						
Aquaculture (01.0303)	<11	-	-	-	-	
Aquaculture & Fisheries (01.0303)	<11	-	-	-	-	

Full-Time Employment requires Arkansas wages reported in all four quarters of the first year after graduation and total wages of at least minimum wage at 1,560 hours annual. Graduates still enrolled are excluded from Full-Time calculations.

University of Arkansas for Medical Sciences - 2020 Economic Security Report

Technical Certificates	2017 and 2018	2018 and 2019 First Year Employment Reported in Arkansas			
	Graduates	% Employed	Average	% Full-Time	Full-Time Avg.
ALL AREAS OF STUDY	14	100%	\$48,802	100%	\$45,980
HEALTH PROFESSIONS					
Emergency Medical Science Technology (51.0904)	14	100%	\$48,802	100%	\$45,980

Associate Degrees	2017 and 2018	2018 and 2019 First Year Employment Reported in Arkansas			
	Graduates	% Employed	Average	% Full-Time	Full-Time Avg.
ALL AREAS OF STUDY	120	93%	\$34,325	50%	\$41,851
HEALTH PROFESSIONS					
Dental Hygiene (51.0602)	<11	-	-	-	-
Emergency Medical Science Technology - Paramedic (51.0904)	<11	-	-	-	-
Health Information Technology (51.0707)	31	87%	\$37,793	73%	\$39,880
Medical Imaging (51.0907)	56	95%	\$34,778	64%	\$43,731
Surgical Technology (51.0909)	21	100%	\$27,254	-	-

Full-Time Employment requires Arkansas wages reported in all four quarters of the first year after graduation and total wages of at least minimum wage at 1,560 hours annual. Graduates still enrolled are excluded from Full-Time calculations.

University of Arkansas for Medical Sciences - 2020 Economic Security Report

Baccalaureate Degrees	2017 and 2018		2018 and 2019 First Year Employment Reported in Arkansas			
	Graduates	% Employed	Average	% Full-Time	Full-Time Avg.	
ALL AREAS OF STUDY	526	85%	\$46,914	68%	\$51,885	
HEALTH PROFESSIONS						
Cardio-Respiratory Care (51.0999)	25	100%	\$52,755	96%	\$53,224	
Cytotechnology (51.1002)	<11	-	-	-	-	
Dental Hygiene (51.0602)	65	92%	\$42,320	72%	\$50,423	
Diagnostic Medical Sonography (51.0910)	25	76%	\$52,884	67%	\$57,523	
Emergency Medical Sciences (51.0904)	<11	-	-	-	-	
Health Information Technology (51.0706)	<11	-	-	-	-	
Medical Laboratory Science (51.1005)	48	81%	\$45,307	72%	\$47,647	
Nuclear Medicine Imaging Sciences (51.0905)	24	54%	\$40,359	-	-	
Nursing (51.3801)	263	87%	\$48,054	72%	\$52,635	
Ophthalmic Medical Technology (51.1803)	<11	-	-	-	-	
Radiologic Imaging Science (51.0907)	51	84%	\$43,985	65%	\$50,264	

Post-Baccalaureate Certificates	2017 and 2018		2018 and 2019 First Year Employment Reported in Arkansas			
	Graduates	% Employed	Average	% Full-Time	Full-Time Avg.	
ALL AREAS OF STUDY	68	50%	\$57,564	28%	\$80,357	
BIOLOGICAL & BIOMEDICAL SCIENCES						
Environmental & Occupational Health (26.9999)	<11	-	-	-	-	
Regulatory Science (26.9999)	<11	-	-	-	-	
HEALTH PROFESSIONS						
Auditory Based Intervention (51.0204)	<11	-	-	-	-	
Dietetics and Nutrition Internship (51.3101)	27	59%	\$30,295	33%	\$37,736	
Public Health (51.2201)	<11	-	-	-	-	
MULTI/INTERDISCIPLINARY STUDIES						
Clinical & Translational Science (30.0101)	13	54%	\$140,183	42%	\$147,249	

Full-Time Employment requires Arkansas wages reported in all four quarters of the first year after graduation and total wages of at least minimum wage at 1,560 hours annual. Graduates still enrolled are excluded from Full-Time calculations.

University of Arkansas for Medical Sciences - 2020 Economic Security Report

Master's Degrees	2017 and 2018	2018 and 2019 First Year Employment Reported in Arkansas			
	Graduates	% Employed	Average	% Full-Time	Full-Time Avg.
ALL AREAS OF STUDY	485	79%	\$64,335	59%	\$75,087
BIOLOGICAL & BIOMEDICAL SCIENCES					
Biochemistry & Molecular Biology (26.0202)	<11	-	-	-	-
Cellular Physiology & Molecular Biophysics (26.0903)	<11	-	-	-	-
Genetic Counseling (26.0806)	12	-	-	-	-
Microbiology & Immunology (26.0503)	<11	-	-	-	-
Neurobiology & Developmental Sciences (26.0403)	<11	-	-	-	-
HEALTH PROFESSIONS					
Communication Sciences & Disorders (51.0204)	37	73%	\$49,223	67%	\$53,803
Health Services Administration (51.0701)	20	65%	\$55,662	58%	\$64,381
Imaging Sciences (51.0911)	<11	-	-	-	-
Nursing (51.3808)	261	95%	\$74,505	81%	\$81,630
Pharmaceutical Sciences (51.2002)	<11	-	-	-	-
Physician Assistant Studies (51.0912)	60	53%	\$57,684	-	-
Public Health (51.2201)	58	64%	\$34,681	35%	\$48,479
MULTI/INTERDISCIPLINARY STUDIES					
Clinical Nutrition (30.1901)	13	92%	\$43,118	50%	\$61,262
Interdisciplinary Biomedical Sciences (30.0101)	<11	-	-	-	-

Full-Time Employment requires Arkansas wages reported in all four quarters of the first year after graduation and total wages of at least minimum wage at 1,560 hours annual. Graduates still enrolled are excluded from Full-Time calculations.

University of Arkansas for Medical Sciences - 2020 Economic Security Report

Doctor's Degrees - Research/Scholarship	2017 and 2018	2018 and 2019 First Year Employment Reported in Arkansas			
	Graduates	% Employed	Average	% Full-Time	Full-Time Avg.
ALL AREAS OF STUDY	83	47%	\$61,052	33%	\$83,640
BIOLOGICAL & BIOMEDICAL SCIENCES					
Biochemistry & Molecular Biology (26.0202)	<11	-	-	-	-
Cellular Physiology & Molecular Biophysics (26.0903)	<11	-	-	-	-
Microbiology & Immunology (26.0503)	<11	-	-	-	-
Neurobiology & Developmental Sciences (26.0403)	<11	-	-	-	-
Pharmacology (26.1001)	<11	-	-	-	-
HEALTH PROFESSIONS					
Audiology (51.0202)	19	37%	\$43,963	29%	\$57,222
Communication Sciences & Disorders (51.0204)	<11	-	-	-	-
Health Promotion & Prevention Research (51.2299)	<11	-	-	-	-
Health Systems & Services Research (51.2299)	<11	-	-	-	-
Nursing (51.3808)	11	100%	\$98,956	91%	\$103,647
Pharmaceutical Sciences (51.2002)	<11	-	-	-	-
Public Health Leadership (51.2201)	<11	-	-	-	-
MULTI/INTERDISCIPLINARY STUDIES					
Interdisciplinary Biomedical Sciences (30.0101)	17	29%	\$18,591	-	-

Doctor's Degrees - Professional Practice	2017 and 2018	2018 and 2019 First Year Employment Reported in Arkansas			
	Graduates	% Employed	Average	% Full-Time	Full-Time Avg.
ALL AREAS OF STUDY	595	61%	\$71,613	52%	\$78,636
HEALTH PROFESSIONS					
Doctor of Nursing Practice (51.3818)	20	70%	\$96,369	65%	\$100,396
Medicine (51.1201)	319	44%	\$48,483	41%	\$51,407
Pharmacy (51.2001)	234	83%	\$88,358	68%	\$100,835
Physical Therapy (51.2308)	22	68%	\$49,357	45%	\$58,529

Full-Time Employment requires Arkansas wages reported in all four quarters of the first year after graduation and total wages of at least minimum wage at 1,560 hours annual. Graduates still enrolled are excluded from Full-Time calculations.

University of Central Arkansas - 2020 Economic Security Report

Associate Degrees	2017 and 2018		2018 and 2019 First Year Employment Reported in Arkansas			
	Graduates	% Employed	Average	% Full-Time	Full-Time Avg.	
ALL AREAS OF STUDY	104	73%	\$15,317	27%	\$37,850	
LIBERAL ARTS & SCI., GEN. STUDIES						
General Education (24.0102)	104	73%	\$15,317	27%	\$37,850	

Full-Time Employment requires Arkansas wages reported in all four quarters of the first year after graduation and total wages of at least minimum wage at 1,560 hours annual. Graduates still enrolled are excluded from Full-Time calculations.



University of Central Arkansas - 2020 Economic Security Report

Baccalaureate Degrees	2017 and 2018		2018 and 2019 First Year Employment Reported in Arkansas			
		Graduates	% Employed	Average	% Full-Time	Full-Time Avg.
	ALL AREAS OF STUDY	3,383	74%	\$22,840	43%	\$32,611
BIOLOGICAL & BIOMEDICAL SCIENCES						
	Biology (26.0101)	192	72%	\$16,445	35%	\$28,492
BUSINESS, MANAGEMENT & MARKETING						
	Accounting (52.0301)	89	80%	\$31,438	56%	\$39,225
	Business Administration (52.0201)	62	58%	\$27,722	26%	\$37,032
	Finance (52.0801)	93	59%	\$24,983	32%	\$34,167
	Innovation & Entrepreneurship (52.0701)	33	55%	\$26,090	27%	\$36,752
	Insurance & Risk Management (52.1701)	31	77%	\$28,827	52%	\$36,463
	Logistics and Supply Chain Management (52.0203)	11	82%	\$32,928	60%	\$38,053
	Management (52.0101)	108	72%	\$23,754	38%	\$35,651
	Management Information Systems (52.1201)	103	77%	\$33,787	46%	\$41,937
	Marketing (52.1401)	108	69%	\$25,491	45%	\$33,981
COMMUNICATION & JOURNALISM						
	Communication (09.0100)	<11	-	-	-	-
	Communication (09.0100)	15	73%	\$14,281	-	-
	Journalism (09.0401)	<11	-	-	-	-
	Journalism (09.0401)	19	42%	\$14,531	17%	\$20,885
	Public Relations (09.0900)	19	63%	\$20,364	29%	\$30,798
	Public Relations (09.0900)	46	65%	\$21,771	38%	\$29,912
COMPUTER & INFORMATION SCIENCES						
	Computer Science (11.0101)	98	77%	\$34,078	48%	\$45,164
	Information Systems (11.0199)	<11	-	-	-	-
EDUCATION						
	Elementary Education (13.1202)	157	89%	\$26,638	66%	\$31,622
	Family & Consumer Sciences (13.1308)	22	82%	\$22,388	50%	\$37,509
	Kinesiology & Physical Education (13.1314)	22	82%	\$31,808	67%	\$36,752
	Middle Level (13.1203)	64	81%	\$24,109	55%	\$28,772

Full-Time Employment requires Arkansas wages reported in all four quarters of the first year after graduation and total wages of at least minimum wage at 1,560 hours annual. Graduates still enrolled are excluded from Full-Time calculations.

University of Central Arkansas - 2020 Economic Security Report

Baccalaureate Degrees	2017 and 2018		2018 and 2019 First Year Employment Reported in Arkansas			
	Graduates	% Employed	Average	% Full-Time	Full-Time Avg.	
P - 4 Licensure (13.1209)	<11	-	-	-	-	
Social Studies (13.1318)	<11	-	-	-	-	
Special Education K-12 (13.1001)	18	89%	\$30,729	77%	\$31,830	
ENGLISH LANGUAGE & LITERATURE						
Creative Writing (23.1302)	28	82%	\$15,200	25%	\$28,377	
English (23.0101)	76	79%	\$18,315	42%	\$25,782	
Writing (23.1301)	<11	-	-	-	-	
FAMILY & CONSUMER SCIENCES						
Family & Consumer Sciences (19.0101)	97	78%	\$17,228	39%	\$25,416	
Nutrition (19.0501)	110	80%	\$16,493	51%	\$24,901	
FOREIGN LANGUAGES & LINGUISTICS						
Linguistics (16.0102)	18	39%	\$12,535	-	-	
Modern Languages (16.0101)	16	88%	\$19,330	-	-	
HEALTH PROFESSIONS						
Addiction Studies (51.1501)	33	73%	\$19,843	46%	\$26,168	
Athletic Training (51.0913)	28	46%	\$20,431	28%	\$36,175	
Communication Sciences & Disorders (51.0204)	65	60%	\$10,017	43%	\$22,486	
Health Education (51.1504)	132	75%	\$18,328	38%	\$28,327	
Health Sciences (51.9999)	166	68%	\$16,305	31%	\$27,372	
Medical Laboratory Science (51.1005)	<11	-	-	-	-	
Nuclear Medicine Technology (51.0905)	<11	-	-	-	-	
Nursing (51.3801)	152	86%	\$46,286	75%	\$49,428	
Radiologic Technology (51.0907)	33	94%	\$36,705	-	-	
HISTORY						
History (54.0101)	28	82%	\$14,626	26%	\$30,634	
History (54.0101)	32	81%	\$16,680	44%	\$23,637	
MATHEMATICS & STATISTICS						
Mathematics (27.0101)	<11	-	-	-	-	

Full-Time Employment requires Arkansas wages reported in all four quarters of the first year after graduation and total wages of at least minimum wage at 1,560 hours annual. Graduates still enrolled are excluded from Full-Time calculations.

University of Central Arkansas - 2020 Economic Security Report

Baccalaureate Degrees	2017 and 2018	2018 and 2019 First Year Employment Reported in Arkansas			
	Graduates	% Employed	Average	% Full-Time	Full-Time Avg.
Mathematics (27.0101)	44	59%	\$33,021	48%	\$40,668
MULTI/INTERDISCIPLINARY STUDIES					
General Science (30.0101)	<11	-	-	-	-
International Studies (30.2001)	15	67%	\$18,709	33%	\$39,190
Professional Studies (30.9999)	<11	-	-	-	-
NATURAL RESOURCES & CONSERVATION					
Environmental Science (03.0104)	14	93%	\$20,372	62%	\$28,031
Environmental Science/Studies (03.0103)	23	74%	\$21,944	43%	\$29,667
PARKS, RECREATION, LEISURE & FITNESS					
Exercise Science (31.0505)	139	76%	\$17,237	41%	\$24,180
PHILOSOPHY & RELIGIOUS STUDIES					
Philosophy (38.0101)	<11	-	-	-	-
Philosophy (38.0101)	<11	-	-	-	-
Religious Studies (38.0201)	<11	-	-	-	-
PHYSICAL SCIENCES					
Chemistry (40.0501)	53	68%	\$19,392	42%	\$32,262
Physics (40.0801)	20	60%	\$20,187	25%	\$38,568
PSYCHOLOGY					
Psychology (42.0101)	84	70%	\$17,113	38%	\$27,080
Psychology (42.0101)	163	74%	\$16,195	41%	\$24,687
PUBLIC ADMIN. & SOCIAL SERVICE					
Public Administration (44.0401)	<11	-	-	-	-
Public Administration (44.0401)	13	85%	\$20,240	40%	\$26,993
SOCIAL SCIENCES					
Anthropology (45.0201)	<11	-	-	-	-
Anthropology (45.0201)	<11	-	-	-	-
Criminology (45.0401)	15	67%	\$20,270	47%	\$26,016
Criminology (45.0401)	21	86%	\$24,345	53%	\$32,022

Full-Time Employment requires Arkansas wages reported in all four quarters of the first year after graduation and total wages of at least minimum wage at 1,560 hours annual. Graduates still enrolled are excluded from Full-Time calculations.

University of Central Arkansas - 2020 Economic Security Report

Baccalaureate Degrees	2017 and 2018	2018 and 2019 First Year Employment Reported in Arkansas			
	Graduates	% Employed	Average	% Full-Time	Full-Time Avg.
Economics (45.0601)	<11	-	-	-	-
Economics (45.0601)	<11	-	-	-	-
Economics (45.0601)	21	48%	\$11,981	-	-
Geography (45.0701)	<11	-	-	-	-
Geography (45.0701)	<11	-	-	-	-
Political Science (45.1001)	16	88%	\$16,969	50%	\$25,009
Political Science (45.1001)	17	71%	\$26,749	57%	\$28,384
Sociology (45.1101)	30	80%	\$13,694	38%	\$21,725
Sociology (45.1101)	54	83%	\$19,997	58%	\$26,206
VISUAL & PERFORMING ARTS					
Art (50.0701)	46	85%	\$20,428	60%	\$24,660
Film (50.0602)	37	73%	\$17,726	38%	\$28,089
Film (50.0602)	16	75%	\$15,856	23%	\$19,965
Interior Design (50.0408)	14	71%	\$27,476	62%	\$32,896
Interior Design (50.0408)	<11	-	-	-	-
Music (50.0901)	<11	-	-	-	-
Music (50.0903)	41	66%	\$23,175	48%	\$33,841
Studio Art (50.0701)	<11	-	-	-	-
Theatre (50.0501)	18	78%	\$11,890	25%	\$23,798
Theatre (50.0501)	<11	-	-	-	-

Full-Time Employment requires Arkansas wages reported in all four quarters of the first year after graduation and total wages of at least minimum wage at 1,560 hours annual. Graduates still enrolled are excluded from Full-Time calculations.

University of Central Arkansas - 2020 Economic Security Report

Post-Baccalaureate Certificates	2017 and 2018		2018 and 2019 First Year Employment Reported in Arkansas			
	Graduates	% Employed	Average	% Full-Time	Full-Time Avg.	
ALL AREAS OF STUDY	51	73%	\$38,911	58%	\$46,558	
EDUCATION						
Dyslexia Interventionist (13.1315)	<11	-	-	-	-	
Early Childhood Special Education Instructional Specialist (P-4) (13.1001)	<11	-	-	-	-	
Gifted & Talented Education (13.1001)	13	100%	\$43,919	60%	\$47,547	
Instructional Technology-Media Design & Development (13.0501)	<11	-	-	-	-	
Integrated Early Childhood Education (13.1001)	<11	-	-	-	-	
Special Education Instructional Specialist 4-12 (13.1001)	<11	-	-	-	-	
Special Education K-12 (13.1001)	<11	-	-	-	-	
SOCIAL SCIENCES						
Geographic Information Systems (45.0702)	<11	-	-	-	-	
VISUAL & PERFORMING ARTS						
Music (50.0903)	12	33%	\$22,846	-	-	

Full-Time Employment requires Arkansas wages reported in all four quarters of the first year after graduation and total wages of at least minimum wage at 1,560 hours annual. Graduates still enrolled are excluded from Full-Time calculations.

University of Central Arkansas - 2020 Economic Security Report

Master's Degrees	2017 and 2018		2018 and 2019 First Year Employment Reported in Arkansas			
	Graduates	% Employed	Average	% Full-Time	Full-Time Avg.	
ALL AREAS OF STUDY	1,242	77%	\$40,696	46%	\$47,775	
BIOLOGICAL & BIOMEDICAL SCIENCES						
Biology (26.0101)	20	60%	\$18,694	21%	\$32,091	
BUSINESS, MANAGEMENT & MARKETING						
Accounting (52.0301)	17	76%	\$46,644	53%	\$53,144	
Business Administration (52.0201)	110	64%	\$38,991	35%	\$50,563	
COMPUTER & INFORMATION SCIENCES						
Applied Computing (11.0701)	12	58%	\$50,074	25%	\$71,648	
EDUCATION						
Advanced Studies in Teacher Leadership (13.0101)	26	85%	\$38,260	39%	\$38,002	
College Student Personnel Services (13.1102)	30	30%	\$23,992	17%	\$36,491	
Instructional Technology (13.0501)	<11	-	-	-	-	
Reading K-12 (13.1315)	40	85%	\$41,162	69%	\$44,007	
School Counseling K-12 (13.1101)	100	92%	\$41,719	69%	\$45,442	
School Leadership, Management, & Administration (13.0499)	24	96%	\$43,160	65%	\$52,655	
Special Education K-12 (13.1001)	26	96%	\$41,176	90%	\$41,383	
Teaching (13.1299)	186	91%	\$36,177	78%	\$39,125	
ENGLISH LANGUAGE & LITERATURE						
Creative Writing (23.1302)	11	27%	\$23,398	-	-	
English (23.0101)	<11	-	-	-	-	
FAMILY & CONSUMER SCIENCES						
Family & Consumer Sciences (19.0101)	67	60%	\$29,649	23%	\$36,289	
FOREIGN LANGUAGES & LINGUISTICS						
Spanish (16.0905)	<11	-	-	-	-	
HEALTH PROFESSIONS						
Communication Sciences & Disorders (51.0204)	67	67%	\$33,361	-	-	
Health Sciences (51.1504)	30	77%	\$35,919	57%	\$40,119	
Mental Health Counseling (51.1508)	36	75%	\$29,483	66%	\$35,290	

Full-Time Employment requires Arkansas wages reported in all four quarters of the first year after graduation and total wages of at least minimum wage at 1,560 hours annual. Graduates still enrolled are excluded from Full-Time calculations.

University of Central Arkansas - 2020 Economic Security Report

Master's Degrees	2017 and 2018		2018 and 2019 First Year Employment Reported in Arkansas			
	Graduates	% Employed	Average	% Full-Time	Full-Time Avg.	
Nursing (51.3801)	105	87%	\$70,541	75%	\$75,926	
Occupational Therapy (51.2306)	100	72%	\$41,404	-	-	
HISTORY						
History (54.0101)	<11	-	-	-	-	
LIBRARY SCIENCE						
Library Media & Information Technologies (25.9999)	99	97%	\$43,042	67%	\$46,336	
MATHEMATICS & STATISTICS						
Applied Mathematics (27.0301)	11	82%	\$42,597	30%	\$45,538	
Mathematics Education (27.0101)	<11	-	-	-	-	
PARKS, RECREATION, LEISURE & FITNESS						
Exercise Science (31.0505)	19	42%	\$16,737	-	-	
PSYCHOLOGY						
School Psychology (42.2805)	12	67%	\$12,637	-	-	
PUBLIC ADMIN. & SOCIAL SERVICE						
Community & Economic Development (44.0201)	13	46%	\$41,824	31%	\$47,887	
SOCIAL SCIENCES						
Geographic Information Systems (45.0702)	23	30%	\$30,781	14%	\$56,142	
VISUAL & PERFORMING ARTS						
Film (50.0602)	<11	-	-	-	-	
Music (50.0903)	26	58%	\$33,653	28%	\$43,408	

Full-Time Employment requires Arkansas wages reported in all four quarters of the first year after graduation and total wages of at least minimum wage at 1,560 hours annual. Graduates still enrolled are excluded from Full-Time calculations.

University of Central Arkansas - 2020 Economic Security Report

Post-Master's Degree Certificates	2017 and 2018	2018 and 2019 First Year Employment Reported in Arkansas			
	Graduates	% Employed	Average	% Full-Time	Full-Time Avg.
ALL AREAS OF STUDY	92	95%	\$55,208	52%	\$64,685
EDUCATION					
District-Level Administration (13.0411)	<11	-	-	-	-
Educational Leadership (13.0411)	64	98%	\$54,428	58%	\$58,806
School-Based Leadership-Building Administration (13.0499)	<11	-	-	-	-
School-Based Leadership-Special Education Program Administration (13.0499)	<11	-	-	-	-
HEALTH PROFESSIONS					
Family Nurse Practitioner (51.3801)	<11	-	-	-	-
PSYCHOLOGY					
School Psychology (42.2805)	16	81%	\$31,223	-	-

Doctor's Degrees - Research/Scholarship	2017 and 2018	2018 and 2019 First Year Employment Reported in Arkansas			
	Graduates	% Employed	Average	% Full-Time	Full-Time Avg.
ALL AREAS OF STUDY	23	78%	\$54,971	43%	\$61,533
HEALTH PROFESSIONS					
Communication Sciences & Disorders (51.0204)	<11	-	-	-	-
Physical Therapy (51.2308)	<11	-	-	-	-
MULTI/INTERDISCIPLINARY STUDIES					
Leadership Studies (30.9999)	11	91%	\$60,193	55%	\$64,540
PSYCHOLOGY					
Psychology (42.2899)	<11	-	-	-	-

Full-Time Employment requires Arkansas wages reported in all four quarters of the first year after graduation and total wages of at least minimum wage at 1,560 hours annual. Graduates still enrolled are excluded from Full-Time calculations.

University of Central Arkansas - 2020 Economic Security Report

Doctor's Degrees - Professional Practice	2017 and 2018		2018 and 2019 First Year Employment Reported in Arkansas			
	Graduates	% Employed	Average	% Full-Time	Full-Time Avg.	
ALL AREAS OF STUDY	117	68%	\$48,297	3%	\$98,626	
HEALTH PROFESSIONS						
Doctor of Nursing Practice (51.3818)	12	42%	\$86,445	33%	\$98,626	
Physical Therapy (51.2308)	105	71%	\$45,754	-	-	

Full-Time Employment requires Arkansas wages reported in all four quarters of the first year after graduation and total wages of at least minimum wage at 1,560 hours annual. Graduates still enrolled are excluded from Full-Time calculations.

What's New In This Edition

This 2020 Economic Security Report (ESR) now includes Northwest Technical Institute for the first time, utilizing graduate information which has been provided to the Arkansas Division of Higher Education.

The areas of study are now reported by the institution's description, rather than the CIP standard name. The CIP standard codes are provided for comparison of programs at different institutions. Areas of study with fewer than eleven (<11) graduates are listed to indicate the offerings of the institution, with the wage and employment data redacted for confidentiality purposes.

First Year Earnings in this edition reflect the first four quarters of wages following graduation, rather than the first calendar year following graduation as had been reported in previous editions of the ESR.

Minimum wage in Arkansas in was \$8.50 per hour in calendar year 2018 and \$9.25 per hour in 2019. The current calculation for full-time wages in the first four quarters following graduation is appropriately weighted to the minimum wage for Arkansas during the quarter under analysis. A graduate from May 2018 would be expected to earn the equivalent of at least \$8.50 per hour for 30 hours per week for the 3rd and 4th quarters of 2018 and the equivalent of at least \$9.25 per hour for 30 hours per week for the 1st and 2nd quarters of 2019.

References

Approximate costs for the various degrees in Arkansas higher education calculated from:
<https://www.adhe.edu/institutions/institutional-finance/publications/tuition-and-mandatory-fees>

Average Student Loan Debt from the U.S. Department of Education, National Center for Education Statistics, Integrated Postsecondary Education Data System (IPEDS) compiled by The Institute for College Access & Success (TICAS): Project on Student Debt - <https://ticas.org/our-work/student-debt/>

Arkansas Living Expenses: <http://livingwage.mit.edu/states/05>

Real-Life Arkansas, an online tool for students exploring education and career options:
<https://www.workforce.arkansas.gov/Real-Life/>

Arkansas Division of Workforce Services: <http://dws.arkansas.gov>

Arkansas wage/earnings information provided by Arkansas Division of Workforce Services:
<http://dws.arkansas.gov>

Arkansas state-supported institution information provided by Arkansas Division of Higher Education:
<http://www.adhe.edu>

Arkansas high school graduate information provided by Arkansas Department of Education, Division of Elementary and Secondary Education:
<http://dese.ade.arkansased.gov>

Data analysis and report authoring provided by Arkansas Research Center:
<http://arc.arkansas.gov>

(back of final page, intentionally left blank)

(inside back cover, page intentionally left blank)



For More Information:

Visit the website of the Arkansas Division of Workforce Services at: dws.arkansas.gov

Report Supervisor:

Charisse Childers, Ph.D., Director, Arkansas DWS

Author:

Dr. Greg Holland, Arkansas Research Center
website: arc.arkansas.gov

Special Thanks to:

Arkansas Division of Higher Education

This first edition of the 2020 report is from March 18, 2021

The Arkansas Economic Security Report is mandated by Arkansas Act 852 of 2015

Find the latest edition of this report at: www.dws.arkansas.gov/news-info/dws-pub/

